




Horseshoe Pitching NEWSLINE

Official Publication of the National Horseshoe Pitchers Association

VOL. 26, NO. 5

SEPTEMBER/OCTOBER 2014


2014 WORLD TOURNAMENT ISSUE



**Alan
Francis**



**Joan
Elmore**




**Raymond
Bedard**



**Ruth
Rife**

2014 WORLD CHAMPIONS


**Hayden
Lee**




**Lindsay
Hodgins**



**Ryan
Schepers**



**David
Holmes**



TOURNAMENT TRAVEL CONTACTS

The following is a list of all NHPA Regional Directors and the states or territory they cover. Those of you who travel and want to get out-of-area tournament information, are encouraged to contact the appropriate Regional Director. Each RD maintains a full list of all NHPA sanctioned tournaments in their area. If your travel plans call for stops in several states and you need multiple site information, you might want to contact the NHPA 5th Vice-President who is in charge of all RDs. He should have copies of all the state schedules. The address for the 5th VP can be found on page 3 of this publication.

REGION	REGIONAL DIRECTOR	REGION	REGIONAL DIRECTOR	REGION	REGIONAL DIRECTOR
26. Alabama	Ron Kindrick 678 Williamson Kindrick Trail Eclectic, AL 36024-6128 (334) 541-2720 rons_flying_fish@yahoo.com	18. Kansas	Melvin Jeardoe 460 160 RD Concordia, KS 66901-6515 (785) 243-7184 melvin@rhelectric.net	15. North Dakota	Jeanine Rodvold 52 Woodland Dr N Fargo, ND 58102-2419 (701) 799-9778 (Cell) or (701) 235-1544 (Home) jrodvold@cablecon.net
52. Alaska	Tom Bowers 3075 N Charley DR Wasilla, AK 99654-4321 (907) 376-2466 tomyobow@gci.net	32. Kentucky	A.B. Webb PO Box 142 Brownsville, KY 42210 (270) 597-6623 albert.webb67@gmail.com	36. Ohio	Dick Guill 2480 Bryonaire DR Mansfield, OH 44903-7407 (419) 589-2459 dndguill1961@aol.com
10. Arizona	Barbara Carson 11201 N. El Mirage RD #189 El Mirage, AZ, AZ 85335 (216) 548-9337 (Cell) BCarson848@aol.com	27. Louisiana	Ron Latiolais 12102 Turry RD Gonzales, LA 70737-1821 (225) 647-4992 ronlatch@etigers.net	20. Oklahoma	David Montgomery 2909 N Shadybrook Way Oklahoma City, OK 73141-3831 (405) 206-1581 nancyndavid@cox.net
21. Arkansas	Dewayne Moody 1015 Gray ST Mountain Home, AR 72653-4329 (870) 656-7935 shoemanmoody@yahoo.com	45. Maine	Denise Braga 63 Shaw Hill RD Unit #2 Minot, ME 04258 (207) 713-0166 dbraga99@yahoo.com	2. Oregon	Chuck Warner 17667 Tyee RD Umpqua, OR 97486-9736 (541) 459-1206 ckwarner61@gmail.com
3. California No.	Rick Bermingham 700 Vallejo Ave #40 Roseville, CA 95829 (916) 271-4784 rickbermingham@yahoo.com	42. Maryland	Don Lawyer 730 Hickok Trail Lusby, MD 20657-3177 (410) 326-2070 horseshoedon@comcast.net	39. Pennsylvania	Darlc Esh 68 Solitude RD Milroy, Pa 17063-9235 (717) 667-3108 darlc@eshfamily.com
4. California So.	Hal Griswold 32612 Balearic RD Dana Point, CA 92629-3615 (949) 496-0577 setibird@yahoo.com	48. Massachusetts	Leo Michaud 379 Hodges ST Taunton, MA 02780-2057 (508) 822-9610 loonpond@verizon.net	50. Rhode Island	See Massachusetts
61-72. Canada	Jack Adams 35 O'Neil Crescent Saskatoon, SK Canada S7N 1W7 (306) 373-5184	30. Michigan	Roger Higgins 16440 Ridgeview Holly, MI 48842-8392 (248) 245-1939 higgins.roger@sbglobal.net	41. South Carolina	Nate Haley 121 Hunter Park DR York, SC 29745 (803) 207-0779 alfhal@windstream.net
13. Colorado	Bryan Wilson 924 Coulter ST Fort Collins, CO 80524-2126 (970) 217-4576 bryan1962@comcast.net	23. Minnesota	Dustin Dahl 617 Terry LN Winona, MN 55987 (507) 450-0916 charliehustle16@hotmail.com	16. South Dakota	Tom Dunham P.O. Box 566 Alcester, SD 57001 (605) 670-2186 turnthreecorners@hotmail.com
49. Connecticut	See Massachusetts	25. Mississippi	See Alabama	33. Tennessee	Harold Morgan 187 Clint Williams RD Rutledge, TN 37861 (865) 882-8526 cottontop259@frontiernet.net
43. Delaware	Dan Carter 28 Gail RD New Castle, DE 19720-1710 (302) 326-1311 LOTRingers@aol.com	19. Missouri	Donna Bastel 1028 Oak Point DR Gravois Mills, MO 65037-6724 (573) 374-8243 dbastel@laurickitchen.net	22. Texas	Coyce Allen 2640 Greyhawk DR Little Elm, TX 75068 (817) 819-5788 cvalen1156@aol.com
35. Florida	Ron Deckard 2210 Eisenhower DR Dunedin, FL 34698 (727) 286-8318 deckardr34698@yahoo.com	11. Montana	Wayne Bennett 1520 Beartooth RD Wolf Creek, MT 59648-8744 (406) 235-4062 wands59@gmail.com	9. Utah	Gary Wood 525 S 3rd West Salem, UT 84653 (801) 423-1058 garyfrankwood@msn.com
34. Georgia	Ronnie Miller 1599 Christian Hill RD Rochelle, GA 31079-5523 (229) 365-2672 ronnie@gahpa.com	17. Nebraska	Pat Wemhoff 45 Heron Point Clarks, NE 68628-2879 (402) 265-6576	46. Vermont	See Maine
6. Hawaii	Myrtle May L Kamoku PO Box 273 Anahola, HI 96703-0273 (808) 212-1308 MKamoku@hawaii.rr.com	7. Nevada	Tom McQueen 3377 Alcorn Rd. Fallon, NV 89406-7214 (760) 937-3401 tommcqueen@cccom.net	38. Virginia	Kevin Snelgrove PO Box 625 Stuarts Draft, VA 24477-0625 (540) 337-4689 rd@vahpa.com
8. Idaho	David Spears 2250 S Columbus Boise, ID 83705 (208) 695-8362 ringerguy@gmail.com	47. New Hampshire	See Maine	1. Washington	Vic Magnus 1606 Elementary ST Richland, WA 99352-8617 (509) 628-2279 vicmag@charter.net
29. Illinois	Dave Shreve 2127 Lynn ST Cahokia, IL 62206-2523 (618) 910-8558 hrshuz@charter.net	51. New Jersey	Alex Lyszczasz 46 Mercer ST Metuchen, NJ 08840-2855 (732) 407-2175 alextrvman@aol.com	53. Washington DC	See Maryland
31. Indiana	John L Wellsand Jr 6297 W 1000 N Freetown, IN 47235 (317) 496-2056	14. New Mexico	Ken Jones 10117 Blume ST NE Albuquerque, NM 87112-1537 (505) 980-9836 kennatj@msn.com	37. West Virginia	Bill Vaughan 407 Williams AVE Williamstown, WV 26187 (201) 220-8335 shuman2377@yahoo.com
24. Iowa	Vern Kollasch 1110 Hampton Court Iowa City, IA 52240 (319) 337-7020 vkollasch@aol.com	44. New York	Bob Klock PO Box 478 Spencer, NY 14883-0478 (607) 589-4122 tictoklock@frontier.com	28. Wisconsin	John H. Meyer 500 Martin Ave. Fond du Lac, WI 54935 (920) 921-2936 jhmeiy64@hotmail.com
		40. North Carolina	Paul Highlander 905 Windward Passage Knightdale, NC 27545-9429 (919) 609-5743 pvhiglander@att.net	12. Wyoming	Phil Plotke 3300 Sutherland DR Gillette, WY 82718-6225 (307) 682-0756 plotke@bresnan.net

NHPA NATIONAL OFFICERS

PRESIDENT: STUART SIPMA
2826 Domino Drive, Bismark, ND 58503-0831
(701) 258-5686, email: stuart.w.sipma@tsocorp.com
1ST VICE PRESIDENT: DAN SANDERS
42 Scioto ST, Powell, OH 43065
(614) 596-5666, email: dsanderling@yahoo.com
2ND VICE PRESIDENT: TINA HAWKINS
RT. 4, Box 52, Marlow, OK 73005
(580)658-3923, email: tinahawk@msn.com
3RD VICE PRESIDENT: DAVID SIDLES
17259 Jefferson ST, Omaha, NE 68135-3077
(402)763-8882, email: dsidles@cox.net
4TH VICE PRESIDENT: JERRY LaBROSSE
8170 Fern Lane, Greenfield, MN 55357
(763) 498-7353, email: Jlabro6186@aol.com
5TH VICE PRESIDENT: BILL MARVIN
100 Gravey ST, Mechanicsburg, IL 62545
(217)364-5563, email: NHPA5thVP@aol.com
SECRETARY/TREASURER: DICK HANSEN
3085 76th ST, Franksville, WI 53126-9661
(262) 835-9108, email: nhpa22@yahoo.com

PROGRAM & COMMITTEE DIRECTORS

GAME RELATED SALES: NHPA GAME RELATED SALES
Dee Vadnois-Null, NHPA GRS (314) 882-7264
100 Bluestem Way, Wentzville, MO 63385-3799
(636) 327-5271, email: nhpagamerelated@nhpasales.com
JUNIOR PROMOTION: ALEENA COOK
D1483 Second ST, Stratford, WI 54484
(715) 650-0637, email: aleena_cook5@hotmail.com
PUBLICITY/PROMOTION: 2nd VP TINA HAWKINS
NHPA CHAPLAIN: KEN HEINRITZ
N95 W22107 County RD Q, Colgate, WI 53017
(262) 255-7339, email: Kheinritz@wctc.edu
HISTORIAN: BOB DUNN
6417 Georgia AVE No., Brooklyn Park, MN 55428
(763) 535-3884, email: BobCharlesDunn@aol.com
NATSTATS: ROB HAGMAN
652 Cross ST, Anoka, MN 55303
(612) 600-3777, email: natstats@horseshoepitching.com
HALL OF FAME: VICKI WINSTON
10326 Highway D, LaMonte, MO 65337-2104
(660) 563-3536 email: horshuvicki@socket.net
REGIONAL DIRECTORS: 5th VP BILL MARVIN
MEDICAL EXEMPTION FORM REQUESTS: 1st VP DAN SANDERS
SANCTIONED CLUB/LEAGUE: 3rd VP DAVID SIDLES
CHARTER COMMUNICATIONS: 4th VP JERRY LaBROSSE
RULES & GRIEVANCES: 1st VP DAN SANDERS
BYLAWS: 1st VP DAN SANDERS
NHPA MEETING MINUTE DIRECTOR: 4th VP JERRY LaBROSSE
INSURANCE: SECRETARY/TREASURER DICK HANSEN
RGs: 1st VP DAN SANDERS
COURT SANCTIONING: 5th VP BILL MARVIN
WORLD RECORDS STATISTICIAN
AND PERFECT GAMES: MEL YOCKSTICK
7659 Routt CT, Arvada, CO 80005 • (303) 421-6433 • nhpamel@comcast.net
WEBSITE/WEBMASTER: STEVE SUMMERLIN
PO. Box 536, Webberville, MI 48892-0536
(517) 582-1940, email: webmaster@horseshoepitching.com
www.horseshoepitching.com

NHPA NEWSLINE

PUBLISHER/EDITOR: PAULA SUMMERLIN
DESIGN/PRODUCTION: ASAP PRINTING, Okemos, MI

PUBLISHER'S POLICY: NHPA Newsline is the official magazine of the National Horseshoe Pitchers Association. The contents may not be reproduced in any manner without prior permission of the Editor. Six issues are published annually on a bi-monthly basis. Back issues or additional copies of Newsline, subject to availability, are \$3.00 each postage included, \$5.00 for World Tournament issue.

ADVERTISING POLICY: The publisher reserves the right to refuse any ad. All ads accepted must be paid for in advance and meet specific form at requirements. The publication of any ad is not necessarily an endorsement of the advertiser nor the featured product or service. Brain inquiries, ad copy and fee should be sent to NHPA Newsline, Paula Summerlin, PO. Box 536, Webberville, MI 48892-0536

LETTERS POLICY: Newsline welcomes communication and articles from the membership. Submissions should be provided on disk or e-mail in text format (MS Word preferable) or typed, double spaced and should include the writer's name, address and phone number. The editor reserves the right to accept or reject any letter or advertising material. All submissions are subject to editing, available space, and must be received by the first day of the month preceding the date of issue. Email address: paulafs@wowway.com NHPA Newsline, Paula Summerlin, PO. Box 536, Webberville, MI 48892-0536 Phone: (517)984-6080



Horseshoe Pitching NEWSLINE

Official Publication of the National Horseshoe Pitchers Association

CONTENTS

Tournament Travel Contacts	2
President's Message by <i>Stu Sipma</i>	4
Regional Directors Report by <i>Bill Marvin</i>	5
Publicity Promotion by <i>Tina Hawkins</i>	5
Sanctioned Club/League Report by <i>David Sidles</i>	6
Hall of Fame by <i>Vicki Winston</i>	6
NHPA Rules & Bylaw by <i>Dan Sanders</i>	8-9
Charter Communications by <i>Jerry LaBrosse</i>	9
2014 NHPA State Officers Meeting by <i>Debby Michaud</i>	10
Support the NHPF	10
NHPF & The NHPA Hall of Fame by <i>Casey Shuys</i>	11
Income & Expenses Statement	11
World Records by <i>Mel Yockstick - The Statman</i>	12
Men's Championship Report by <i>Dalton Rakestraw</i>	13
Women's Championship Report by <i>Phyllis Quist</i>	14
Senior Men's Championship Report by <i>Dalton Rakestraw</i>	14
www.horseshoepitching.com	14
Senior Women's Championship Report by <i>Phyllis Quist</i>	15
Junior's Championship Report by <i>Aleena Cook</i>	15
Elder Men's Championship Report by <i>Dalton Rakestraw</i>	16
2014 NHPA Hall of Fame & Awards Banquet Winners	17-18
2014 World Championship Results	19-51

PAID ADVERTISEMENTS

Horseshoes in the Valley Entry Form	7
Deadeye - Hi Temp Refractories	10
Mr D Horseshoes	13
Hummer - Strohm's Stained Glass	15
Gordon Horseshoes - Omega Horseshoe Company	16

STATE CHAMPIONSHIP RESULTS ISSUE

The next issue of Newsline reports State Championship results. Please send your results in either excel or text format (if possible) to: paulafs@wowway.com. Results should be sent no later than October 1st.

PRESIDENT'S MESSAGE *by Stu Sipma*

The 2014 World Horseshoe Tournament was held at the Hamburg Fairgrounds Event Center July 14 – 26, 2014. One thousand two hundred and sixty five (1,265) pitchers competed for cash and prizes worth over \$160,000.

The NHPA would like to recognize certain individuals who were involved in the set up of the courts for this event. I first want to recognize the individuals who were involved in the bidding for this event with Chuck Giglia, Director of Sport Sales, and Lindsay Carucci, Sports Services Manager of the Buffalo Sports Commission. Second the members of the New York Horseshoe Pitchers Association consisting of Frank Kwiatkowski, Lyle and Diane Dorler, Jim & Ellen Perry, and, Paul and Lorraine Thomas. Two other major volunteers Kaye Kennedy, Linda MacDonald and all the other members who were present during the set up and tear down. Last but not least, we cannot forget about the Hamburg Fairground Event Center staff for their efforts in making sure the facility ran properly. Some of these individuals included Annette Mathews, Event Center Director, and Jeff Rapini, Event Center Manager. On behalf of the NHPA, thank you for a job well done!

The Council would also like to recognize two of our NHPA Officers who also were instrumental in the court set up, Jerry LaBrosse and Bill Marvin. Thank you for taking time out of your busy schedule to assist in this huge undertaking. Last but of not least, I need to thank the NHPA Council, NHPA Directors, and all the NHPA staff and volunteers for their many hours of work during the two week event. None of this would have been possible without the efforts of everyone involved.

Two new items which were added to this year's event consisted of qualifying our judges to judge the games. This involved having individuals go through a classroom training course and having to pass a written test. I would like to thank all of the instructors along with the members on the committee and especially Rich Altis for the time spent making mock-ups of horseshoe pits with horseshoes to be used for teaching the judges on the proper way of measuring ringers and points and how to use the proper judging tools.

The other item new to this year's event was the "drop cam" cameras. The NHPA purchased four cameras that were set around the perimeter of the courts for live viewing of the games over the two weeks. During the end of the second week, the cameras were moved for better viewing of the Championship games. Special thanks to Rob Hagman for the idea of the cameras and the placement of these cameras over the two weeks of pitching. It was overwhelming the number of positive comments I received. It was reported to me that during the two-week event our website had over 400,000 hits.

Pertaining to the business side at the delegate meeting; four sites consisting of Cabarrus County, NC, Wichita Fall, TX, Spokane, WA, and Montgomery, AL competed to host the 2016 W.T. These

sites came in as early as the first day and stayed throughout the first week in a booth handing out information and promoting to all the members and delegates why their city would be the best fit for hosting the World Tournament. At the delegate meeting, after a second round ballot between Spokane, Washington and Montgomery, Alabama, the delegates ended up with a majority of the votes going to Montgomery, Alabama. Congratulations to these folks; we look forward to a great tournament in 2016.

Also at the delegate meeting, the delegates had to vote for a new Secretary/Treasurer; choosing between Rob Hagman and David Sidles. The winner and new Secretary/Treasurer taking over January 1, 2015 will be David Sidles. Congratulations to Dave. The Council would also like to thank Rob for his interest in this position. Rob will continue as our Natstats Director, at which he does a fantastic job!

The Council would like to thank Dick Hansen for the 21 years of service on the NHPA Council and also his wife, Paulette, for being by his side every one of those 21 years. ----- Thank You -----

With Dave Sidles taking over for the position of Secretary/Treasurer January 1st, 2015, this will leave a void in the 3rd VP position. Per By-Laws ARTICLE V Section 10 which states; "any vacancies in office, except that of President, shall be filled within thirty (30) days, by the President, and with a majority approval of the Executive Council". After much thought and consideration of potential candidates, I recommended to the NHPA Council to fill the 3rd VP position by appointing Jerry Smith of Idaho to the Council. The Council unanimously agreed. Congratulations to Jerry Smith; we look forward to having you on the Council.

This was also the year that the delegates voted on the new By-Law proposal changes. Refer to the section in the Newline by Dan Sanders pertaining to the results of the By-Law changes.

At the Hall of Fame Banquet, Glenn Jamieson (deceased) was inducted into the National Horseshoe Pitchers Hall of Fame. A speech was presented by Jerry Smith with Gail Sluys receiving the plaque on behalf of Glenn's wife, Shirley.

In closing, I also want to thank the NHPA Council, Directors, and NHPA staff for their many, long hours of working this World Tournament over the 2 ½ weeks. Not many people know what goes on behind the scenes, but I want to make sure their work does not go unnoticed. I feel in my heart, this is the best the NHPA Council has worked together in all of my years of serving on the Council. ----THANK YOU----

To conclude my article, I want to apologize if I have missed mentioning anyone specifically. Please know it was not intentional and none of this would have been possible without your assistance.

REGIONAL DIRECTORS REPORT *by Bill Marvin*

My first World Tournament as an NHPA officer is history. As 5th Vice President, my area of responsibility includes shoe check on Monday and Thursdays; and did we check shoes!! With the help of several Regional Directors and others (looking at you Ken Walters!!!), each shoe was weighed and fit in the NHPA fixture to be sure they were in specification. We found some that needed to be "trimmed" with the grinder, and confiscated a few that could not be brought into the legal limits. Overall, there were no major issues, just long days, and thanks to everyone who was able to assist.

Even though I have been involved with the Illinois State Tournament for 20 years (averaging 200 pitchers), running a shift at the World is quite a different stage: scorekeepers, judges, and other details can seem overwhelming. In spite of reading day 3 announcements on day 2, overall it went quite smooth. Special thanks to the other NHPA officers for their help and encouragement. The highlight of having this responsibility is being involved in the awarding of prize money and trophies. Smiles and congratulations all around make this ceremony very special.

One addition to this World Tournament was the web cams that brought the event into the homes and offices of millions of

viewers. From set up to tear down, all the action was seen in every corner of the world (my daughter in Guam was watching), and the positive comments were overwhelming. There are plans to add more cameras, with one focused on the leader board, to keep everyone up to date with the action as it happens. It is not exactly the same as being at the courts, but for those unable to attend, it gives a sense of the being a part of the tournament.

The Hamburg Event Center staff and members of the New York Horseshoe Pitchers Association spent untold hours working to make the Tournament successful. Their can do attitude and willingness to go the extra mile is exactly what it takes to put on an event of this magnitude. In spite of a few wrinkles along the way from start to finish, we were able to stay on schedule and keep the ringers flying. Thanks to all.

Though it may seem like a long time off, it is not too early to start thinking about Topeka. Early indications are that the Kansas folks are primed and ready to put on a great tournament in 2015. Now is the time to recruit new members and get them qualified for next year's World Tournament.

Easy does it.

PUBLICITY / PROMOTION *by Tina Hawkins*

Another successful World Tournament has come and gone and the camaraderie of being among so many people who share the same passion is put on hold for another year. Many ideas, suggestions and improvements are brainstormed during world - over a cup of coffee or a waffle, or in this case, perhaps a "wing!"

A lot of those ideas will be put in effect between now and Topeka!! Several names were collected as possible members of a "Sponsorship Committee" whose purpose will be to help research and ultimately secure a major corporation as a National sponsor for the NHPA. Those people will be contacted soon to begin laying out a plan. If you have interest in joining this group, email your name and qualifications to NHPA 2nd Vice President, Tina Hawkins at publicity@horseshoepitching.com.

Comments and suggestions were garnered in other ways in New York, as well. The comment box is always a source of ideas. These comments and suggestions will be reviewed by the Executive Council during its annual winter meeting.

Visitation with the crowd can prove very enlightening as well. Those who had meaningful conversations with NHPA officers and directors during the course of the World Tournament, please follow up by sending an email to the staff member involved.

Many times, while the council and staff are totally on board with your idea, the business and demands of the event take over - causing the conversation to fade from memory... And no good idea should be allowed to die!

As always, your input for the betterment of our event and the NHPA is welcome and encouraged! After all, it is YOUR association!

One very big addition to this year's event - which will likely GROW for the Topeka tournament - was the live video feed on our NHPA website! Hundreds, if not THOUSANDS of people were able to watch the pitching action from home. This exposure will greatly enhance the possibility of landing a major sponsor for the NHPA, as it will show worldwide visibility of a corporation's branding!

With this, eNewline, eNewsblasts, electronic scoring and MORE - the National Horseshoe Pitchers Association is truly joining the world of technology and becoming modern, exciting, and appealing to all ages!

SANCTIONED CLUB/LEAGUE *by David Sidles*

I decided to look back on last year's WT edition for inspiration and of course, I gushed about the stunning scenery in St George. All my life, I had not put Niagara Falls on my bucket list. I was so wrong. Carla and I did find time to take it in and I'm sure like many others we were in awe of the sheer power and beauty of it all. I could easily go back and spend a weekend in one of the hotels on the Canadian side with a view of the falls. I also hope many of you found Mulberry Italian Ristorante, a place featured on the Food Channel's Diner's, Drive Inn's and Dives. Simply outstanding cuisine.

All this was just icing to what was a nearly perfect two weeks for me. I was fortunate, and I really mean fortunate, to win my first Class Championship at a WT. I was also successful in my bid to become Dick Hansen's successor. It all made walking around with my broken big toe a lot less uncomfortable.

A lot of knowledge and experience will be leaving this council.

HALL OF FAME *by Vicki Winston*

Another World Tournament is in the record books, and I am grateful for the opportunity to have once again been able to spend a few days with other members of our horseshoe pitching family. While I was in Hamburg, NY someone asked me how many World Tournaments I have attended, so I started counting. I haven't pitched in all of them, but to the best of my knowledge have spent at least a few days at every World Tournament since 1953, with the exception of four. If my math is correct, that is 58 World Tournaments. There probably aren't too many people who have been as privileged as I have been and who have seen all of the World Tournament venues that I have seen during my lifetime. God has been good. My experiences continue to cause me to be in awe at all of the people who are willing to work so hard to make sure the World Tournament happens each year. My late husband was a NHPA Vice President for 28 years, so I've been involved myself and I know what it takes. From the NHPA officials to the tournament hosts, this is a huge undertaking to get everything set up and ready to go on time. With the continuing addition of more electronics each year, it takes even more hours than in previous years. I applaud everyone, including the numerous volunteers, who worked many long days so that many horseshoe pitchers from the United States and Canada could have an enjoyable World Tournament experience in 2014.

I do know that the addition of the webcams seem to have been a big hit. I received e-mails from people who were watching. I even received a phone call from someone who was watching as he talked on the phone. He was giving me a pitch by pitch description of a few innings of the game in progress as he talked. I know people who don't even play horseshoes who were watching the webcams from time to time.

Sunday, July 20, was a very busy day with the NHPA Convention taking place for the first few hours of the day. The convention was followed by the annual NHPA church service put together by the

It's my hope that this transition is smooth and that you'll be patient with me as I begin my new role. I in turn will be working with Jerry Smith to see that the Sanctioned League Program continues uninterrupted and in good hands. I look forward to the challenge of the position of Secretary/Treasurer, but also realize that this was in all likelihood, my last WT as a pitcher for awhile. The upside is that hopefully in 2015 I will be able to actually play in the Sanctioned League Tournament as we just sanctioned our indoor winter league here in Omaha. We will probably add 50 to 60 new NHPA members by doing so.


Finally, I just want to say how much I enjoyed working with the members of this Council to do our part in putting on this World Tournament. I have never been around a more devoted group of individuals. Thank you to each one of you for the effort that you put into making this tournament the event that it is. May they keep getting better every year.

NHPA Chaplain, Ken Heinritz. This is one of my favorite times during a World Tournament and all of the people who take part in the service are members of our horseshoe pitching family. I really look forward every year to attending the church service. Last, but not least, was the annual Hall of Fame and Awards Banquet. The caterers did a good job with the food and with moving everyone through the serving lines in a timely manner. There was lots of room and it was easy to move between the tables. Several deserving people and charters were presented various awards and then before we came to the grand finale for the evening, the comedy duo of Paul Stewart and Kurt Whaley conducted an auction of several items that had been donated for the occasion. We had a lot of fun while they were raising money for a good cause. I haven't laughed so hard in a long time. Then it was time for the induction ceremony for the late Glenn Jamieson, who was elected to the NHPA Hall of Fame this year. It was my privilege to introduce Jerry Smith, who gave the induction speech for Glenn. As Glenn's widow, Shirley, was unable to be with us in New York, Gail Sluys accepted Glenn's Hall of Fame plaque on Shirley's behalf.

I stayed in New York through Tuesday, July 22nd, so that I could hold a meeting of Hall of Fame Committee members. Unfortunately, many committee members were unable to attend the tournament this year and another had to leave New York because of illness. This left just six of our 15 member committee for the meeting, but we had some good discussion and I will be taking up some business with all committee members via e-mail and snail mail at a later date.

The Good Lord willing, I will see everyone next year in Topeka. I have my raffle tickets purchased so that I can win the free hotel room. Smile! In case I should happen to win a free World Tournament entry, I will give that away to someone who can put it to good use.

HORSESHOES *in the* VALLEY



Primm Valley Casino Resorts

Star of the Desert Arena

Buffalo Bill's | Primm, Nevada | Minutes from Vegas

Thursday-Saturday

October 16-18, 2014

FALL SHOOTOUT

\$10,000 in cash prizes*

*projected | based on entries

Stay and Play

3 resorts

Buffalo Bill's | Primm Valley | Whiskey Pete's
connected by monorail

attractions

spa | casino | golf | family fun | shopping

resort reservations

888-774-6668 | Promo Code: SSP1014

tournament directors

Jerry LaBrosse | Rob Hagman
JLabro6186@aol.com | bratboy42@gmail.com

Play One or Play All

one sanctioned tournament each day

NHPA Sanction #07-14-023, #07-14-024, and 23-14-025

\$50 Entry Fee Per Tournament

first 96 PAID entries | Oct. 6 entry deadline

World Class Pitching Conditions

16 clay courts | electronic scoring
beautiful, air-conditioned arena
Wednesday practice

Tournament Format

three (or more) shifts | six- or eight-person,
mixed classes | 40-shoe cancellation
no handicap | must have NATSTATS
average or send 100 shoe qualifier
scorekeepers/judges will be well paid

*entry
form*

one entry form per person

**HORSEHOES
IN THE VALLEY**

Fall Shootout

DEADLINE:
OCTOBER 6

NAME: _____

APPROX. NATSTATS AVERAGE: _____
 MEN 40 WOMEN MEN 30 JUNIOR

ADDRESS: _____

CITY, ST ZIP: _____

PHONE: _____

EMAIL ADDRESS: _____

TOURNAMENTS

\$50 EACH; PLAY ONE, TWO OR ALL THREE

- THURSDAY, OCTOBER 16
- FRIDAY, OCTOBER 17
- SATURDAY, OCTOBER 18

TOTAL ENCLOSED \$ _____

SEND COMPLETED FORM & PAYMENT TO:

Horseshoes in the Valley
c/o Rob Hagman
652 Cross Street | Anoka, MN 55303
bratboy42@gmail.com | 612-600-3777

(YOUR ENTRY DOES NOT INCLUDE LODGING)

PROPOSED BYLAW CHANGES AND CONVENTION VOTING RESULTS

By Dan Sanders

Hello All... I just recently returned from our most successful World Tournament, held in Buffalo, NY and I must say that in all of the WTs I've attended, since my first back in 1983, this one stands out as one of the very best in my memory! From the pre-planning to the set-up, to the running of the tournament, from the vendors to the Convention and Banquet, to the tear-down... all of it ran so very smoothly, and this was due to the many responsible people who were involved and who all 'did their jobs'. My heartfelt thanks to every one of you... you know who you are!

Please find below a *summary* of the NHPA Convention delegate voting for each of the 10 Proposed Bylaws Changes that were discussed and voted on. A 2/3 majority vote (76 votes) was required for proposals to be passed. If you wish to see a more complete copy of the text information, please check earlier issues of Newsline Magazine or the NHPA Website. This same information was also included in each of the delegate packets.

PBC #1 – Article III, Sec. 8 – Any member may be suspended for:

Discussion... Should Sections f. and g. be added?

Section f. Un-sportsman-like conduct while participating in or attending a sanctioned event.

Yes votes = 109 or No votes = 5 **PASSED**

Section g. Violating agreed-to NHPA forum guidelines when submitting/responding to posts to the NHPA forum.

Yes votes = 36 or No votes = 78 **FAILED**

PBC #2 – Article III, Sec. 9 – (On Length of Suspensions) Change “may be suspended for one year.” to “may be suspended for up to one year.”

Yes votes = 110 or No votes = 4 **PASSED**

PBC #3 – Article III, Sec. 10 – (On Suspensions, this PBC adds more complete information about suspensions and allows for more direction to Charter Officers for dealing with minor Rules violations)

Yes votes = 112 or No votes = 2 **PASSED**

PBC #4 - Article IV, Sec. 2.c 4. – (Duties of Secretary/Treasurer, re fiscal year reporting)

A change of wording for Sec.2.c 4, to allow for an easier change of dates for our fiscal year, thus making it easier for our members to better understand our annual income and expenditures.

Yes votes = 109 or No votes = 4 **PASSED**

Addition of NOTE: – The addition of this NOTE will provide access information about a more detailed Secretary/Treasurer

Job Description.

Yes votes = 114 or No votes = 0 **PASSED**

PBC #5 – Article V, Sec 3.e - Time and Expense...

This slight change to Section 3.e will provide for a new and different (but required) formula for determining the amount of compensation for our current and future eNewsline editors.

Yes votes = 114 or No votes = 0 **PASSED**

PBC #6 – Article V, Sec 7 (re deadlines for announcing candidacy)

This change of date will allow more time for interested candidates to announce their intent to run for offices that are being vacated by incumbents.

Yes votes = 114 or No votes = 0 **PASSED**

PBC #7 – Article V, Sec 8 – a,b,c, and d – Terms of Office

Should the office of Secretary/Treasurer become an *appointed* position, by the NHPA President and Council? (If so, also some slight changes/adjustments for when VPs would be elected).

Yes votes = 22 or No votes = 92 **FAILED**

PBC #8 – Article V, Sec 8 – a, also b,c,d – Terms of Office

Should the term length for NHPA Officers be changed from 2 years to 3 years? (If so, also some slight changes/adjustments for when VPs would be elected).

Yes votes = 83 or No votes = 31 **PASSED**

PBC #9 – Article IX – Convention

Shall the time limit for Charter Presidents to provide a delegate list to the President be changed from 72 hours to 12 hours, and also allow this to be done via e-mail correspondence?

Yes votes = 110 or No votes = 4 **PASSED**

PBC # 10 – Article VII – Charters

Shall States be allowed to apply for an additional Charter, based on 50 *current* members, or shall they still be required to produce a list of 50 *new* members?

50 new members (current wording) = 38 votes, OR

50 current members (proposed wording) = 76 votes **PASSED**

IMPORTANT REMINDER... This next year (2015) is the year for proposed RGS changes, and our NHPA Bylaws state that, “All member-proposed changes to the NHPA Bylaws and RGS Book shall be submitted in writing to the respective Committee Chairperson (currently Dan Sanders) and shall be post-marked no later than December 31st of the year (2015) preceding the appropriate Convention. And so in the next

PROPOSED BYLAW CHANGES AND CONVENTION VOTING RESULTS *Continued*

few months, please review the RGS Book and if you would like to submit a proposed change for our Rules Committee to consider, please submit this change in writing to me (US mail or by e-mail) by the end of December, as follows: Please include the page number, current wording, your proposed change to the wording (with new wording underlined or italicized), and the reason(s) for this proposed change. Please find my US mailing address and e-mail address listed on page 2 of this Newsline Magazine. A copy of the RGS Book can be found on our NHPA Website, or can be requested from your State Secretary or by contacting Dick Hansen, NHPA Secretary/Treasurer.

World Tournament Judging Clinics... A Big Success! Although Judging Clinics have been offered at past World Tournaments, this Clinic was unique in that it included a 'classroom session' where 20 selected True/False – Yes/No questions were selected and used as a basis of discussion for situations that are more likely to occur during the course of tournament play. A power-point presentation was also developed and was very useful during this discussion. In addition, several table-top 'pit models' were available for demonstrating and discussing

the use of measuring tools, including the 'bridge tool' (ever hear of this one?) These sessions lasted from 45 minutes to an hour, depending on participation and questions. Over the two-week tournament, no less than 56 pitchers attended one of these sessions, and the overall response was very favorable. Someone even said, 'Every pitcher should be required to attend this clinic, whether they plan to become a judge or not! If they did, there would be a lot fewer *problems* out there on the courts.' And so, if you ever have an opportunity to attend one of these Judging Clinics, please do! All of these written materials, and also most of the 'pit models', have now been sent to 5 different Charters where qualified members will be offering these Clinics to you and to other members! Please plan to attend one of these Clinics! Special thanks are extended to Rich Altis, Roy Evans, Bob Bastel, Bob Beagle, and Stacy Robinson/Sanders for the development of these materials, and for helping me with these presentations. Thanks also to our many Judges for attending these clinics and helping to advance the qualifications of our World Tournament Judges!

CHARTER COMMUNICATIONS *by Jerry LaBrosse*

Another great world tournament is in the books, and congratulations to all of crowned world champions, and also individual class champions!

Many thanks go out to all of the volunteers that helped put this show on ... from setup to two weeks of competition, and then to the tear down and loading of the trailer. The staff of the Event Center was outstanding. I've been involved in setting up this event for the past seven years, and I haven't seen a more professional and cooperative group to work with. My heartfelt thanks to you all. Thanks to the New York charter members and also Chuck and Lindsay of the local CVB, who all worked many hard hours throughout our time there. And thank you for providing such great clay this year!!!

Thanks also to all of you who took the time to stop and meet me – to chat or just to compliment our staff. Fortunately, we hear 25 compliments for every one complaint. We've been putting out a suggestion box for the past few years, and it actually works well. Tina Hawkins manages the suggestions and compiles them in a report for discussion at our winter board meeting. There are funny ones, angry ones, and cute ones. But there are some good ones that get attention and discussion, and may eventually add to the betterment of the overall event.

I made many new friends this year, both American and Canadian, and have become their information 'connection.' I had one gentleman from New England say he was amazed at how much work goes into putting on the world tournament, and then he asked "why do you do it?" I just quietly said "basically for the love of the game." That exchange stuck in my head all day and night, and after thinking about it, I realized there's much more to it than just the love of the game. Being an officer at the world tournament exposes you to a lot of people you wouldn't have met otherwise. I have made way more friends after becoming an officer, and

to me that's what it's all about. Being a part of the team that plans and conducts these fantastic world tournaments, and also plans and shapes the future of our sport gives me great pride.

At the convention, I addressed the delegates regarding the new eNewsline that begins in January. We talked about the importance of collecting as many of our memberships email addresses as possible, so that everyone would receive Newsline right to their inbox for free. They will also receive other important information and announcements sent out regularly. We stated that **anyone can unsubscribe anytime** they want, and that their email addresses are secure and will not be shared or sold ... guaranteed. We are asking all charters to gather their members' addresses, sending them to Newsline@horseshoepitching.com. Ideally, the list will be an Excel document, but we will accept files in just about any format. And, if you happen to add some new members to the list, you can send the whole list in again, and we will simply merge the files. We greatly appreciate your cooperation with this request, and look forward to providing you an online publication that is professional, in color, easy to use, and a very effective recruitment tool ... at no cost to you.

One last request is for your support of the World Tournament Experience Raffle. You can win a package of goods for the 2015 World Tournament in Tokepa; including your entry fee, lodging, and others goods. Raffle proceeds are directed toward expanding our equipment. This year we added live streaming video from the tournament and it was an overwhelming success. We started this year with only four cameras, but have plans to expand that next year. Look for the raffle tickets at your own state tournament or contact me directly to buy. You could win AND help support our future!

2014 NHPA STATE OFFICERS MEETING *By Debby Michaud*

3 P.M. – Saturday, July 19, 2014 in Hamburg, NY

Thirty-two State HPA officers representing 20 charters met during the World Horseshoe Tournament. This annual meeting was presided over by Debby Michaud, MA HPA secretary and former NHPA 5th VP. Notes were taken by Phyllis Quist, Promotions chairman in the WA HPA. This meeting annually offers various charter officers the chance to compare notes, discuss concerns, and share success stories.

It is apparent that there has been much progress made in a very short time in the NHPA. Several previous topics of discussion are no longer on the table. However, we do still have some common concerns, the most important being the concern that we need to add, and keep, more members who love to pitch horseshoes. Various ideas were presented. A new idea was to contact local Home Schooling Associations - parents in these groups are often looking for more activities for their home schooled children. These children would be very good candidates to become horseshoe pitchers. Their numbers are growing and their parents are very involved. Another opportunity to explore is to request funds from a local or regional Recreation Commission or Recreation Board - these funds can be used to run an instructional program for new pitchers of all ages, providing horseshoes, measuring tools etc. for the new pitchers. Other avenues to try are to work through the local Boys' Clubs or Girls' Club, summer recreation programs in towns and in cities, and organizations such as the Future Farmers of America and 4-H clubs. The young people that are in these organizations might be a good fit for us and our sport. We agreed that if we can get the young parents in, we might get their children as well. Reaching out to adult basketball and softball groups

is another option to reach those who are ready for a "quieter" sport but who still crave competition. We agreed that we must utilize the modern social media such as Twitter and Facebook, etc. to obtain and keep new members as well.

Next topic was that, in several charters, there are pitchers who do NOT have a current NHPA card who are pitching in sanctioned tournaments. We agreed to encourage every tournament director to ask to see the pitcher's current NHPA card, especially in the earliest tournaments. It is effective for each charter to post an updated list of all current NHPA members on its website and to update that list frequently. Any tournament director can check this list prior to any tournament to be sure that all who entered have a current card. Another tool to help us is for ALL sanctioned leagues to send their membership report in to their State secretaries when they send it to the National League director. Officially, this membership report is supposed to be sent in to the National League director when the league starts in order for the NHPA insurance to cover the league. When that is sent in, please send a copy to your state secretary so that the secretary can cross check the list to make sure that all of the league members are current NHPA members.

Dave Sidles, NHPA 3rd VP in charge of Leagues and candidate for the position of NHPA Secretary/Treasurer did come in to answer questions. Ideas for improving communication among the Leagues, their charters, and the NHPA VP in charge of Leagues were verbalized and those ideas will be shared with the next League Director and with Dave Sidles. (Mr. Sidles was subsequently elected to the position of NHPA Secretary/Treasurer, beginning on January 1, 2015. At that time, Jerry Smith of Idaho will become the interim League Director.)

Prior to adjourning, we all agreed that the Newsline going on-line is timely. We encourage all charters to maintain an e-mail list to help this process. Although we would have been able to talk more, the meeting was adjourned at 4 P.M.


Support the NHPF

The only horseshoe pitching related charity needs your tax-deductible donations to support many programs of the sport including the Hall of Fame and Grants to install new or upgrade existing courts.

Deadlines for Grant Applications
March 1 and September 1

Mail inquires & contributions to:
NHPF Hall OF Fame
100 Bluestem Way
Wentzville, MO 63385

"Clydesdale D. F."
"Clydesdale"
"N. T."
"Regular"
"E-Z Grip"
"Hi Temp Stay On"



Call Hi Temp Refractories 866-480-2220
(We accept all credit cards)
Order direct at www.deadeyeshoes.net

NHPF WORLD TOURNAMENT REPORT *by Casey Sluys*

This past WT the NHPF booth/table probably had the best location we've ever had. Thank you for those who chose this particular area. At future WT's we can only hope to duplicate this fine location.

Although the intent of the NHPF was and is to increase awareness of who we are and why we exist; it seemed to some that most of this years effort was focused on raising money. Although this is an important aspect of the foundation, increasing awareness remains our primary focus.

There has been an idea floating around that was first presented by Gary Roberts of Ohio. It is called, "The \$10.00 Per Month Club" For a mere \$10.00 per month for one year you will receive a certificate naming you a Bronze supporter of the NHPF. Of course this can be accomplished with one donation also if you prefer. The \$10.00 per month donation lasting two years would receive a certificate naming them Silver contributor and so on through 5 years or more. Upon completion of your fifth year not only will you name be added to the \$500.00 donors plaques hanging in our Hall of Fame, but you will also receive a nice engraved plaque stating that you are a Platinum contributor. Some details of this plan still need to be worked out, but if you wish to begin you may do so at anytime.

We have asked for and been granted permission to add two more Directors to the NHPF Board; they are Ron Deckard of Florida and Jim Scully of Connecticut. We welcome these two to our board. Our thoughts on this were to cover the geographical area of the United States as best we can. We hope these two new directors will add visibility to the NHPF. If you ever have any questions regarding the foundation and its existence, please ask any of us. We would love to talk to you about it.

This year an older gentleman walked up to us and handed a folded sum of money to us stating he hadn't pitched in 6 years, but wanted to support the Hall of Fame. He did not want credit for it, but we talked him into giving us his name so we could adequately recognize him. This is exactly why we man this booth at the World Tournaments. Such a warm feeling of gratitude was nearly overwhelming.

Special Thanks to Our Donors

We express our sincere thanks to the following who have donated as reported in the September/October 2014 issue of Newslines.

Donating \$100-200

Charles Bunner, WV
Lawrence & Mary Figueira, OR
Ron Deckard, FL
Dee McIntire, MO
Paul & Nancy McGee, MD
Whetstone HS Club, OH
Ken & Karen Charlie, TX
Sonoma County HC, CA
Stuart & Sandra Sipma, ND
John Mathys, PA

Donating \$250-600

North Carolina HPA, NC
Kevin M & Gregory A Smith, MI
Alex & Barbara Carson, AZ
Dave & Karla Sidles, NE

Donating \$600-1000

Emerald HPC, OR

Bricks Purchased By

Bill & Joyce Campbell, TX (2 bricks)
Joe & Mary Summers, CA
Charles Knotts, NM
Boyd Stonerock, MI
Leon O'Dell, VT

Stuart & Sandra Sipma, ND
Jim & Phyllis Quist, WA
Bill Koons, IL
Marian Gee, NY

Other Income:

\$305.00 from the 100-Shoe Tournament run by Dalton Rakestraw at the World Tour.
\$700.00 Rent NHPAGRS
\$3,000 QRHC Rent (2nd Qtr)
\$4,208 Merchandise, 50/50's and Auction at the World Tournament

JUNE/JULY 2014 Income & Expenses Statement

Income

Donation to Junior Trust Fund	\$1,000.00
Donation to Sanction Lg Tourn.	\$200.00
Hall of Fame Banquet	\$2,810.00
Horseshoe Sanction Fees	\$2,500.00
Insurance Payment GRS	\$1,854.00
Membership Dues	\$38,213.00
Refund	\$17.39
Newslines Subscriptions	\$22.00
NHPA Hall of Fame Shirts	\$60.00
Sanction League Patches	\$10.00
US Bank Checking Interest	\$48.50
US Bank MMKT Interest	\$26.76
World Tournament Entry Fees	\$1,707.06
World Tournament Finals Fees	\$3,400.00
World Tournament Photos	\$2,223.00
WT Unused Score keeping Funds	\$5,090.00

Total

\$59,181.71

Expenses

Newslines Printing Supplies & Mailing	\$2,884.40
Newslines Publication, Editing & Misc.	\$780.00
Sanction League Postage & Printing	\$256.64
Sanction League Patches & Awards	\$1,133.04
All Junior Scholarship Trusts	\$600.00
World Tournament Cash, Patches & Awards	\$147,225.82
World Tournament Travel	\$28,548.08
World Tournament Admin. Costs. Printing, office supplies, etc.	\$32,492.29
World Tournament Refunds	\$1,000.00
Hall of Fame Awards Supplies & Awards	\$2,878.90
Regional Director Postage, Telephone & Supplies	\$66.42
Equipment Purchases, Rentals & Repairs	\$2,316.16
Printing, Paper & Office Supplies	\$299.75
Postage	\$556.31
Officers Telephone	\$241.74
Officers Travel	\$373.80
Sec/Treas Allowance	\$3,569.00
Presidents Allowance	\$1,020.70
Vice Presidents allowance	\$5,027.60
Misc. Fees, Bonds, Bank Charges, Etc.	\$541.65
NatStats	\$1,013.80
Internet Access & Web Site	\$128.70

Total

\$232,954.80

From the books of
NHPA Secretary/Treasurer Dick Hansen

WORLD RECORDS

By Mel Yockstick - The Statman

The 2014 NHPA World Tournament, in Buffalo, New York was a barrel of fun over the Horseshoe Falls.

The number of pitchers competing this year was 1,264; representing 46 US States and six Canadian Provinces. The Niagara Falls area is a sight to see. I hope you all had a chance to travel to the falls. I want to say "Thanks" to all the World Tournament leaders and workers for a super job at the Hamburg Fairgrounds and Event Center. Special thanks go out to Jerry LaBrosse and his team for setting up and tearing down the courts. Having the new live video streaming available to those not at the event is a plus (job well done).

At the NHPA Hall of Fame and Awards banquet, it was good to see so many past and current award winners. Awards went to last year's Perfect Games pitched at St. George during championship play-Alan Francis with two (32 shoe and 28 shoe games) and Joan Elmore with (26 shoe game), the first women to pitch a perfect game in a world tournament. We also had two other pitchers hitting that perfect mark during the year; Brian Simmons from Vermont (14 shoe game) and Nick Diraimo from Missouri (14 shoe game). Congratulations!

This year the World Tournament produced seventeen 90% games. See the chart for 2014 World Tournament 90% games.

The States winning the most 1st, 2nd, and 3rd place trophies this year:

- New York 177 pitchers with 43 wins.
- Pennsylvania 117 pitchers and 18 wins.
- Ohio with 87 pitchers with 27 wins.
- Ontario with 102 pitchers with 18 wins.
- Michigan with 45 pitchers with 14 wins.

Ottie Reno attended his 55th, World Tournament which makes him the record holder for pitching in the most World Tournaments. Earl Winston once held the record for his 54 world tournaments. Mark Seibold pitched in his 51st. World Tournament. See the NHPA web site (World Tourn-50 + Participants).

Be sure and go to the NHPA website -Click on (World Tourn-WT Statistics) to review updated world records.

Congratulation to all open class and championship winners!

2014 World Championship Divisions Only - Buffalo, New York											
90% Games All Pitchers						Highest					
Name	State	DIV.	Score	Rgrs.	Shoes	90% +	Opponent	Rgrs.	Shoes	%	
Lawrence Hinton	MI	ELD	40-0	27	28	96.43%	Charles Gray (TN)	14	28	50.00%	1 MR
Virgil Rife	OH	ELD	40-3	34	36	94.44%	Gregg Craven (MO)	22	36	61.11%	
Alan Francis	OH	M	42-9	54	58	93.10%	Mike Creek (PA)	43	58	74.14%	
Alan Francis	OH	M	42-10	54	58	93.10%	Dan Watson (AL)	43	58	74.14%	
Debra Brown	VT	W	41-3	37	40	92.50%	Terry Beagle (MI)	25	40	62.50%	
Joan Elmore	TN	W	45-4	48	52	92.31%	Donra McCown (MO)	34	52	65.38%	
Joan Elmore	TN	W	40-2	35	38	92.11%	Doris Hieden (TX)	22	38	57.89%	
Alan Francis	OH	M	42-4	31	34	91.18%	Tony Mankins (KY)	18	34	52.94%	
Gregg Craven	MO	ELD	45-4	31	34	91.18%	Richard Altis (MO)	17	34	50.00%	
Joan Elmore	TN	W	42-3	31	34	91.18%	Sharon Chiddister (IN)	18	34	52.94%	
Alan Francis	OH	M	41-4	40	44	90.91%	Tom Williams (MI)	28	44	63.64%	
Joan Elmore	TN	W	40-9	40	44	90.91%	Julie A Bernard (NY)	30	44	68.18%	
Joan Elmore	TN	W	42-18	67	74	90.54%	Sylvianne Moisan (QC)	59	74	79.73%	
Joan Elmore	TN	W	40-7	38	42	90.48%	Sue Snyder (IN)	27	42	64.29%	
Virgil Rife	OH	ELD	42-7	38	42	90.48%	Sig Armitage (MN)	26	42	61.90%	
Cindy Hoffman	PA	W	42-0	27	30	90.00%	Shalee Cason (FL)	14	30	46.67%	
Vicki Knude	MD	W	43-6	27	30	90.00%	Doris Hieden (TX)	15	30	50.00%	
Total= 17		1 MR= 1 Missed Ringer									

Ben Webb from Kentucky in the Prelim Open Junior Class hit a 97.50% game with only 1 missed ringer.
39 Ringers-40 shoes. Score 34-0.

2014 WT Buffalo, NY		
By Divisions	Entries	By %
Mens	556	43.99%
Elders	298	23.58%
Womens	154	12.18%
Sr. Mens	131	10.36%
Boys	45	3.56%
Sr. Womens	35	2.77%
Girls	24	1.90%
Cadets	21	1.66%
Entries	1264	100.00%

2014 World Championship Divisions							
Buffalo, New York							
Championship	Name	State	World Titles	W-L	Avg. %	Shoe Brand	Turn
Mens	Alan Francis	Ohio	19	15-0	86.21%	Francis - Signature	3/4 Reverse
Womens	Joan Elmore	Tennessee	7	15-0	86.91%	Imperial	Flip
Elder's	David Holmes	West Virginia	1	15-0	83.55%	Imperial	Flip
SR- Mens	Raymond Bedard	Massachusetts	1	10-1	60.70%	Ted Allen	3/4 Turn
SR-Womens	Ruth Rife	Ohio	1	7-1-PO	74.08%	Elmer Hohl	Flip
Boys	Hayden Lee	California	1	8-1-PO	76.78%	Ted Allen	1 1/4 Turn
Girls	Lindsay Hodgins	British Columbia	2	4-1	53.77%	Snyder	Flip
Cadets	Ryan Schepers	Missouri	2	5-0	63.54%	Ted Allen	1 1/4 Turn

MEN'S CHAMPIONSHIP REPORT *By Dalton Rakestraw*

The Men's Championship was shaping up to be a great class from the beginning. Of the sixteen men who made the cut, thirteen states were represented. Those pitchers who made the cut in class order were... Alan Francis-Ohio; Brian Simmons-Vermont; Dan Watson- Alabama; Jim Walters-Ohio; Mike Creek-Pennsylvania; Tony Hankins-Kentucky; Gary Bearpaw-Oklahoma; Tom Williams- Michigan; Rick Howe-Massachusetts; Gale Greene-Vermont; Robert Faidley-Pennsylvania; Jacob Fimbres-Arizona; Marcus Santillana-California; Ken Heintz- Wisconsin; Jerry Dean-Maryland and Kenneth A. Fraser-New York.

The first day of competition started out rough for defending champion Alan Francis. Two games under 80! We were all shocked. From the looks of it at the start, we may have had a new champion. But as all good pitchers do, they find their groove and he then pitched the next thirteen games over 82.1%. I believe Amy Francis (Alan's wife) is who we can thank for the better pitching. She said she takes full credit. So after the first day of competition we focus on these leaders.

Alan Francis, Brian Simmons and Mike Creek at 5-0

Dan Watson, Gary Bearpaw, Tom Williams and Rick Howe at 3-2

Jim Walters, Marcus Santillana, Jerry Dean, Jacob Fimbres and Robert Faidley at 2-3

Towards the end of day two, we see game changes from everywhere! Alan hits the 90% mark. Brian pitches two of his best games higher than 86.5%. Mike Creek falls to Jim Walters and Gary Bearpaw in his last two matches. Dan Watson pitched his best game of the championships at a 87.5%. Gary has three games in a row at 70%+. Marcus gets shaken up by Jim Walters having a 35.2% game. Tom Williams scored 10 total points his last two games combined. Rick Howe has a rough start but bounces back with two 70%+ games at the end. Jacob Fimbres and Robert Faidley lose every game! We go into day three focusing on these leaders and that one game we all love to watch.

Brian Simmons and Alan Francis at 10-0

Dan Watson and Mike Creek at 8-2

Jim Walters, Gary Bearpaw and Tom Williams at 6-4

The world title is waiting to be claimed going into day three. Who knows who will win? It is anyone's ball game or... horseshoe game. A quiet arena that morning awaited the sound. You could feel the intensity there just before pitching and clanking started. Who was going to win? It seemed, as every year, the last game between Brian Simmons and Alan Francis would be the deciding factor. But the hushed arena was awaiting the sounds for the day. Each shoe clanking against the stake. Horseshoes are fixing to fly! The question still remained... Who was going to win?

The final day of the world championships, Alan Francis was definitely ready for another world title. Averaging 88.41% for the final day of competition would secure his championship win. Brian would have some tough competition! In game 13, he would take Dan Watson to 100 shoes, winning 41-35. Brian had a nice 80% game to Dan's 79% game. In game 14, Brian would come up short and hit a brick wall mentally losing to Mike Creek 23-40. I

guarantee tired was settled in his body by then. But there are no excuses when you just get beat. It happens (take a look at me this year! Haha!) Mike Creek and Jim Walters would go 4-1 for the final day.

That final game that we all look forward too every year! This year would be a different story for both men were not 14-0. One was, but the other had one loss already. So, Brian would have to beat Alan twice (just ad Ruth Rife did to win this year's Senior Women's title) in order to win the World Championships and the World Title. Brian had already beat Alan in the prelims. Brian's nice 90% game would beat him, but that was no match for the 40 point game. Alan would take over and cruise past Brian in only 62 shoes this year! Oh well, Kansas 2015 may be a different story. Here were the Men's Championship class final results...

World Champion-	Alan Francis, OH...	15-0...	86.21%
Runner up-	Brian Simmons, VT...	13-2...	80.00%
3rd place-	Mike Creek, PA...	12-3...	75.78%
4th place-	Jim Walter, OH...	10-5...	75.26%
5th place-	Dan Watson, AL...	8-7...	74.71%
6th place-	Gary Bearpaw, OK...	8-7...	67.32%
7th place-	Marcus Santillana, CA...	8-7...	66.87%
8th place-	Tom Williams, MI...	8-7...	65.27%
9th place-	Jerry Dean, MD...	7-8...	67.09%
10th place-	Gale Greene, VT...	6-9...	68.08%
11th place-	Rick Howe, MA...	6-9...	64.60%
12th place-	Jacob Fimbres, AZ...	5-10...	62.41%
13th place-	Tony Hankins, KY...	4-11...	64.02%
14th place-	Kenneth A. Fraser, NY...	4-11...	60.38%
15th place-	Robert Faidley, PA...	3-12...	65.57%
16th place-	Ken Heinritz, WI...	3-12...	58.68

I hope to see many of you pitchers next year in the Sunflower State and pitching in Kansas 2015! I leave you all with how not only myself as an FFA member, but other FFA members close a meeting... "As we mingle with others, let us be diligent in labor, just in our dealings, courteous to everyone, and, above all, honest and fair in the game of life..."

MR.  HORSESHOES —Order Direct From—
MR. D. HORSESHOES
77 Cloverdale Rd.
Animas, NM 88020
575 / 548-2222
or Call
903 / 536-2626

"THE SHOE THAT FITS"
DESIGNED AND BALANCED FOR THE FLIP



THE TOE OF THE MR. D SHOE
IS SMOOTH WITH A
GOOD SLANT ON THE TOP SIDE
FOR AN EASY GRIP
AND A SOFT TOUCH DELIVERY

WITH OR WITHOUT RINGER-BREAKER
AND
MR. D. CLASSIC

www.mrdhorseshoes.com

WOMEN'S CHAMPIONSHIP REPORT *By Phyllis Quist*

Sixteen top women pitchers took the courts to vie for the Championship title at the 2014 Hamburg World Tournament.

Joan Elmore started her first game of the day with a 92.3% game and she never looked back. Day one found four with 5-0 records – Joan Elmore, Debra Brown, Marlene Ray and Cindy Hoffman. Cindy also had a 90% game the first day. On day two, three ladies emerged with perfect 10-0 records – Joan, Debra B and Marlene. Doris Hieden had the two closest games with a win by two points against Sharon Chiddister and a loss by two points to Shalee Cason. On day three Cindy Hoffman was able to score 27 points in her game with Joan – the most anyone was

able to get. In a perfect 15-0 finish, Joan had racked up 6 games over 90%. Pretty awesome! The high percentage game of the championship rounds was a 92.5% pitched by Debra Brown. Vicki Kunde also had a 90% game on day three.

All 16 ladies are to be congratulated on showing us all what true champions are made of. It is such a privilege to observe this kind of competition.

And once more Joan Elmore has recaptured her title, averaging 86.91% for the tournament. This year she was untouchable – the Woman's 2014 World Champion. Congratulations!

SENIOR MEN'S CHAMPIONSHIP REPORT *By Dalton Rakestraw*

The Senior Men's Championship Title was up for grabs this year since defending World Champion, Ron Deckard from Florida was unable to attend this year. Of the twelve competitors in the championship group, there were nine states represented. The lineup included in order of seed...Raymond Bedard, MA; Gary Roberts, OH; James Dunlap, MI; Duncan McKenzie, NS; Paul Bachelor, MI; Bill Navratil, CT; Roy Buhler, UT; Tom Westbrook, SC; Delbert Fourman, OH; Joe Orihood, OH; Pidge Cole, NY and Jerry Roberts, TN. After the first day of competition there was definitely not a clear winner. Yes, there was one pitcher at 6-0, there were three pitchers at 5-1 and one pitcher at 4-2, but the competition was tough and there was no room for much error. Raymond Bedard was 6-0; Paul Bachelor, Gary Roberts and Bill Navratil were all at 5-1 and James Dunlap was 4-2. Raymond continued his wins by beating Bill, Paul and Duncan early on day 2. Paul fell two games then won the next. Gary lost his first then won the next two. Bill got slammed by Raymond then came up short to Gary and then slipped on Paul. The standings were now at Raymond 9-0, Gary 7-2, Paul and Tom at 6-3 with James, Bill and Duncan close behind at 5-4.

James Dunlap was matched with Raymond Bedard and it seemed as if Raymond hit a slump, losing 28-40 in a 56 shoe match. Paul Bachelor was paired with and beat Gary Roberts in 64 shoes with a score of 41-20. Tom Westbrook handled Joe Orihood and in 50 shoes Bill beat Duncan.

Even with that loss, Raymond still would be champion; he could have lost both of his games and still became the World Champion, but he continued his winnings and beat Gary Roberts 42-24. With that win, Raymond Bedard became the new 2014 Senior Men's World Champion going 10-1 and having a 60.70 ringer percentage.

Paul Bachelor came in second at 8-3 with a 50.54 ringer percent and Gary Roberts placed third at 7-4 with 57.22 percent.

The rest of the class results were as follows...

4th-Tom Westbrook...7-4...50.37

5th-James Dunlap...7-4...50.00

6th-Roy Buhler...6-5...51.36

7th-Bill Navratil...6-5...46.96

8th-Duncan McKenzie...5-6...55.09

9th-Delbert Fourman...4-7...39.42

10th-Jerry Roberts...3-8...38.87

11th-Pidge Cole...2-9...45.88

12th-Joe Orihood...1-10...41.84

Congratulations to all Senior Men's Championship class pitchers. We wish you the best of luck at your state tournaments and hope to see you in this class again next year in TOPEKA, KANSAS.



National Horseshoe Pitchers Association

NHPA
Come Pitch with Us



Visit our website for up-to-date information
www.horseshoepitching.com

Natstats updated every Wednesday evening
Individual Stat Search updated at least once a month

World Tournament Information
Coming Events
Local Contact Information

Questions and suggestions may be sent to:
Steve Summerlin
NHPA Webmaster
PO Box 536
Webberville, MI 48892-0536
Email: webmaster@horseshoepitching.com

SENIOR WOMEN'S CHAMPIONSHIP REPORT *By Phyllis Quist*

Eight senior women entered championship competition on Thursday, July 24th. Ruth Rife was seeded #1 at 72.67%, #2 Sheila Shepard at 71.73%, #3 Marlene Cooper – 64.83%, #4 Peggy Stitt - 58.17%, #5 Janet Anzalone – 53.46%, #6 Audra Craven – 52.17% #7 Georgia McCormick – 50.19% and #8 Carolyn Slaughter at 49.42%.

At the end of four games on day one, Sheila and Marlene were both undefeated. Marlene had the high game of the day at 81.25% with Ruth close behind with a 79.17% game. Ruth and Peggy had only one loss each. Day two came to an exciting finish in the last

game as Ruth pitched the highest game of the tournament with an 81.48% game against defending champion, Sheila Shepard. This forced a playoff game with Sheila, as each then had only one loss. And what an exciting nail biter it was. This also was the longest game of the tournament at 76 shoes. Ruth Rife emerged as the new Senior Women's Champion, winning the match with a score of 42/36.

Congratulations to each competitor in this Championship class. And to Ruth Rife we say 'Great Pitching!' and welcome to the ranks of Senior Women's 2014 World Champion.

JUNIOR'S CHAMPIONSHIP REPORT *By Aleena Cook*

The Stars of New York

This year's World Tournament began for the juniors with a party at Skyzone. There, 52 juniors, cadets and friends had hours of fun jumping on trampolines, diving into foam pits, and playing dodgeball. Everyone made new friends and rekindled old friendships to make for a great start.

The competition began on Thursday between 67 juniors and 20 cadets. Crowds spread all over the arena attempting to see every game and watch every pitcher. Many ringers were pitched and everyone tried their hardest to outplay their competitors.

As day two came along, every class had intense moments. Ryan Schepers from Missouri won Cadets A, going eight and one, averaging 53.06%. Aaron Hanes from Pennsylvania won Cadets B with no losses. Seth Doctor from New York won Juniors G almost doubling his entry percentage with no losses. Damon Beatty from Oklahoma won Juniors F by half a win. Going 9-0, Michael McCarthy from Washington won Juniors E. Mike Marshall from Ontario won Juniors D with eight wins and two losses. D.J. Mullis from Georgia won Juniors C with only half a loss. With no losses, Blaiz Berndt from Michigan won Juniors B. Juniors A had a playoff game between Ben Webb from Kentucky and Brandon Pearl from New Hampshire. Both had seven wins and two losses going into the game. It was exciting to see who would pull out the win, and in the end Brandon took the lead and the game. With so many amazing pitchers and tough competition, the outcome for the championship was unpredictable.

The cadet championship group again pitched the fastest and had some of the closest games I have seen. The bleachers were full with spectators including parents, siblings and grandparents, as everyone was eager to see these young men. Every cadet in the championship class had at least two games above 50%! In the end Ryan Schepers (MO) took another title and trophy home as the 2014 Cadet's World Champion averaging 63.54%. Many people were impressed at how well all of the cadets pitched.

The games for the junior boy's championship were long and nerve wracking. Everyone pitched their best and put their heart into each game. With a 3-way tie for first, Hayden Lee from California and Ben Webb (KY) had all eyes on them while Brandon Pearl (NH) waited to see who he would face for the title. Hayden won against Ben in an intense game that left him facing

Brandon. The courts were so quiet you could hear a pin drop as everyone was feeling the concentration and passion coming from the players. Taking 72 shoes and winning by only three points, Hayden Lee became the 2014 Junior Boys World Champion averaging an impressive 76.78%.

The junior girl's championship play was fierce as these six girls battled it out. With some longer and some shorter games, each competitor pitched their very best. Hugs were given and smiles were shared as Lindsay Hodgins from British Columbia regained her title for the second year in a row as the 2014 Junior Girls World Champion averaging 53.77%!

To wind down after such an amazing tournament, the junior party that took place on Sunday was a blast as the juniors and cadets that remained played backyard games, had a cookout, and a water balloon toss that ended in a water balloon fight. Everyone had full stomachs, smiles, and some left in drenched clothes, cherishing memories of times with friends.

Every single junior and cadet pitcher did so well this year and fans all around had compliments for everyone. The passion and dedication these young adults show for this sport is heartwarming and inspiring to all who watch. The support from all of their fans, families and peers show how much we look forward to them as the future of this sport. I can't wait to see you all in Kansas next year. Congratulations to you all and thank you for making this the best tournament yet!

Hummer

NHPA approved professional pitching horseshoe

- aggressive design
- perfect weight, size, hardness, & balance
- perfect for the turn or flip pitcher
- one year warranty

Improve your percentage!



Strohm's Stained Glass
1835 W. Calhoun Street
Springfield MO 65802
phone/fax 417 862-7654
made in USA

1" hooks

ELDER MEN'S CHAMPIONSHIP REPORT *By Dalton Rakestraw*

The Elder Men's Championship class was tough pitching right from the start! The class of the "Sweet Sixteen" Elder Men in the world consisted of twelve states. In class order they were...David Holmes, WV; Virgil Rife, OH; Herschel Walter, IN; Rich Pintor, CO; Richard Altis, MO; Roger Vogel, KS; Tom Hall, FL; Russ Phillips, WA; Sig Armitage, MN; Gregg Craven, MO; Bobby Fields, TN; Lawrence Hinton, MI; Paul McGee, MD; Roy Dugger, OH; Charles Gray, TN and JD Drake, MI.

The first day of competition began with David Holmes shooting an 88.8% game from the start. Virgil Rife had an 83.3% game. Lawrence Hinton had a 79.50% game. Herschel Walters had a 77.2% game. From the very beginning, the Elder Men's Championship class was shaping up to be a great one! After the first day of competition the leaders were...Virgil Rife and David Holmes at 5-0; Russ Phillips, Rich Pintor, Tom Hall and Roger Vogel at 4-1 and Gregg Craven and Herschel Walters at 3-2.

The second day of competition begins with Virgil Rife having a 94.4% game followed by a 90.4% game. David Holmes had an 86.9% game followed by an 88.1% game. Several other pitchers had mid to low 80% games as well. David went ahead after day two going 10-0. Virgil ran into a snag in game 9 losing to Tom Hall 27-40, but pitching a nice 75.7% game. Rich Pintor fell to Gregg Craven and Bobby Fields. Tom came up short to Rich and a pitcher we have yet to mention...JD Drake. JD went on to go 4-1 for the second day of competition, jumping up a few spots from yesterday's 2-3 performance. Also, let's not forget the skunker games!!! Lawrence Hinton beat Charles Gray in a 28 shoe match. Lawrence threw 27 ringers for a 96.4% game and beat Charles 40-0. Needless to say, he wanted pitchers to know he was not going to leave unnoticed. Lawrence will be receiving his 90% championship game patch and will go into the record books for having a one missed ringer game. Gregg Craven and Virgil Rife should as well be receiving that same patch. At the end of day two the leaders would be...David Holmes 10-0; Virgil Rife 9-1; Russ Phillips 8-2; Rich Pintor and Tom Hall 7-3 and Roger Vogel, JD Drake and Gregg Craven 6-4.

The final day of competition we would see some of the best and longest games yet! In game 11, Tom Hall would take David Holmes to 94 shoes and lose 38-41 but pitching an outstanding 81.9% game! Very pleasing to lose throwing that average! In game 12, Roy Dugger would sneak past Lawrence Hinton in an 86 shoe match winning 40-38. In round 13, Rich would take David to 74 shoes and lose 21-42. In that same round in the same amount of shoes with the same score, Russ Phillips would come up short to Richard Altis. In round 14, Virgil Rife would let the game slip from his fingers to Rich Pintor in 92 shoes, with a score of 35-45. I also do not want to forget to mention that Roy Dugger went 5-0 his last day of competition, sneaking up a couple of spots after his earlier great performances!

Here it is final round, David Holmes is already the

champion even if he loses his last game, but Virgil Rife wanted to put on a good show and that is exactly what happened. The final game between David Holmes- Charleston, West Virginia and Virgil Rife- Weston, Ohio. The game lasted 104 shoes. David Holmes would cruise past Virgil Rife with a score of 40-34; David having 89 ringers for an 85.5% game and Virgil having 86 ringers for an 82.6% game. The world championship would leave Pflugerville, TX and travel to Charleston, WV.

The final results of the Elder Men's Championship Class were...

- Word Champion- David Holmes, WV...15-0...83.55%
- Runner-up- Virgil Rife, OH...12-3...81.36%
- 3rd place- Rich Pintor, CO...11-4...74.36%
- 4th place- Russ Phillips, WA...10-5...74.25%
- 5th place- JD Drake, MI...10-5...72.30%
- 6th place- Tom Hall, FL...9-6...71.66%
- 7th place- Gregg Craven, MO...8-7...71.97%
- 8th place- Roy Dugger, OH...7-8...71.06%
- 9th place- Roger Vogel, KS...6-9...69.72%
- 10th place- Herschel Walters, IN...6-9...67.09%
- 11th place- Richard Altis, MO...5-10...70.29%
- 12th place- Bobby Fields, TN...5-10...67.80%
- 13th place- Sig Armitage, MN...5-10...67.54%
- 14th place- Lawrence Hinton, MI...4-11...66.75%
- 15th place- Paul McGee, MD...4-11...66.44%
- 16th place- Charles Gray, TN...3-12...64.10%

I congratulate each one of these men and I look forward to seeing you all "Ring the Sunflowers" in Topeka, KS 2015! Good Luck at state and "keep calm and throw a ringer!"

Gordon and Legend Horseshoes are pitched successfully by both flip and turn players. Order today and discover why World Horseshoe Pitching Champions have preferred them.

Drop Forged (The only way to make Horseshoes) - Carbon Steel - Hardened Tips
Medium Soft - 2.8 lbs - One year Guarantee - NHPA Sanctioned

OMEGA HORSESHOE CO. 1-877-865-1066
777 West Midvalley Road sales@gordonhorseshoes.com
Cedar City, Utah 84721 www.OmegaHorseshoes.com

Also available from www.dennishorseshoes.com & NHPA Distributors

HIGHLIGHTS FROM THE 49TH ANNUAL NHPA HALL OF FAME & AWARDS BANQUET



2014 MEMBERSHIP AWARD
PRESENTED TO
INDIANA
LARGEST INCREASE IN MEMBERSHIP
BY PERCENTAGE 2012 TO 2013
0.3213



2014 BOB PENCE MEMORIAL AWARD
PRESENTED TO
MINNESOTA
MOST 2013 ADULT MEMBERS
794



2014 MEMBERSHIP AWARD
PRESENTED TO
CONNECTICUT
LARGEST ADULT MEMBERSHIP
INCREASE FROM 2012 TO 2013
131



2014
ARCH STOKES MEMORIAL AWARD
PRESENTED TO
DAN SANDERS
FOR CONTINUOUS OUTSTANDING SERVICE
IN PROMOTING THE DEVELOPMENT AND
GROWTH OF THE SPORT OF HORSESHOE
PITCHING



**GENE AND MARY VAN SANT
MEMORIAL AWARD**
HAL GRISWOLD
GIVEN EACH YEAR TO THE REGIONAL DIRECTOR WHO
DISPLAYS THE ATTITUDE AND INITIATIVE OF FULFILLING
HIS/HER DUTIES OF UPHOLDING THE IMAGE AND
EXTENDING THE RECOGNITION OF THE
NATIONAL HORSESHOE PITCHERS ASSOCIATION



**2014 NHPA
PRESIDENTIAL AWARD**
PRESENTED
JOE FARON
WITH SINCERE APPRECIATION FOR
OUTSTANDING SERVICE AND DEDICATION
PROMOTING HORSESHOE PITCHING
AT THE STATE AND NATIONAL LEVELS



2014 MEMBERSHIP AWARD
PRESENTED TO
MINNESOTA
LARGEST JUNIOR MEMBERSHIP
INCREASE FROM 2012 TO 2013
19




**NHPA 2013 HIGHEST SELLING DISTRIBUTOR
OF THE YEAR**
PRESENTED TO
HERB & JUDIE HEESCH
THANK YOU FOR YOUR SUPPORT AND LOYALTY





2014 MEMBERSHIP AWARD
PRESENTED TO
MINNESOTA
MOST 2013 JUNIOR MEMBERS
88

HIGHLIGHTS FROM THE 49TH ANNUAL NHPA HALL OF FAME & AWARDS BANQUET



PAUL STEWART
AND
KURT WHALEY



DICK, PAULETTE
AND
FAMILY

2014 Achievement Award
Presented To
Jane Smith
For Outstanding Service
To The Sport Of Horseshoe Pitching

2014 Achievement Award
Presented To
Erwin Tischer
For Outstanding Service
To The Sport Of Horseshoe Pitching

2014 Achievement Award
Presented To
Peter Zepponi
For Outstanding Service
To The Sport Of Horseshoe Pitching

**NHPA 2013 Highest Selling
Distributor Of The Year**
Herb & Judie Heesch
Thank You For Your Support And
Continued Loyalty

2014 Membership Award
Presented To
Connecticut
Largest Adult Membership
Increase From 2012 To 2013
131

2014 Membership Award
Presented To
Minnesota
Most 2013 Junior Members
88

2014 Membership Award
Presented To
Minnesota
Largest Junior Membership
Increase From 2012 To 2013
19

2014 Membership Award
Presented To
Indiana
Largest Increase In Membership
By Percentage 2012 To 2013
0.3213

2014 Bob Pence Memorial Award
Presented To
Minnesota
Most 2013 Adult Members
794

**2014 NHPA
Presidential Award**
Presented To
Joe Faron
With Sincere Appreciation For
Outstanding Service And Dedication
Promoting Horseshoe Pitching
At The State And National Levels


**2014
Gene And Mary Van Sant
Memorial Award**
Hal Griswold
Given Each Year To The Regional
Director Who Displays The
Attitude And Initiative
Of Fulfilling His/Her Duties
Of Upholding The Image And
Extending The Recognition Of
The National Horseshoe Pitchers
Association

**2014
Arch Stokes Memorial Award**
Presented To
Dan Sanders
For Continuous Outstanding
Service In Promoting The
Development And Growth Of
The Sport Of Horseshoe Pitching

NHPA Hall Of Fame Award
Glenn Jamieson
Inducted
2014

MEN'S CHAMPIONSHIP CLASS

2014 WORLD TOURNAMENT



Pos	Name	Qualifying Ave.	State	Win-Loss	Points	Ringers	Shoes	R%
1.	Alan Francis	86.67	OH	15-0	620	650	754	86.21
2.	Brian Simmons	85.50	VT	13-2	575	704	880	80.00
3.	Mike Creek	73.33	PA	12-3	575	635	838	75.78
4.	Jim Walters	72.83	OH	10-5	580	721	958	75.26
5.	Dan Watson	75.50	AL	8-7	499	638	854	74.71
6.	Gary Bearpaw	68.00	OK	8-7	476	548	814	67.32
7.	Marcus Santillana	62.03	CA	8-7	471	559	836	66.87
8.	Tom Williams	67.67	MI	8-7	452	513	786	65.27
9.	Jerry Dean	60.83	MD	7-8	450	530	790	67.09
10.	Gale Greene	65.83	VT	6-9	470	625	918	68.08
11.	Rick Howe	66.00	MA	6-9	413	500	774	64.60
12.	Jacob Fimbres	62.50	AZ	5-10	430	498	798	62.41
13.	Tony Hankins	69.00	KY	4-11	414	516	806	64.02
14.	Kenneth A Fraser	59.83	NY	4-11	388	448	742	60.38
15.	Robert Faidley	64.83	PA	3-12	403	556	848	65.57
16.	Ken Heinritz	62.00	WI	3-12	375	446	760	58.68

1. Alan Francis 15-0

Opponent	Score	Ringers	Shoes	%	
1. Kenneth A Fraser	43/15	22	30	73.30	
2. Jerry Dean	40/21	44	56	78.50	
3. Ken Heinritz	40/4	23	26	88.40	
4. Marcus Santillana	41/8	54	62	87.10	
5. Jacob Fimbres	45/18	46	56	82.10	
6. Robert Faidley	42/6	38	46	82.60	
7. Gale Greene	40/16	52	60	86.60	
8. Rick Howe	42/13	33	38	86.80	
9. Tom Williams	41/4	40	44	90.90	
10. Tony Hankins	42/4	31	34	91.10	
11. Gary Bearpaw	40/6	29	34	85.20	
12. Jim Walters	40/35	76	90	84.40	
13. Mike Creek	42/9	54	58	93.10	
14. Dan Watson	42/10	54	58	93.10	
15. Brian Simmons	40/17	54	62	87.10	
		620	650	754	86.21

2. Brian Simmons 13-2

Opponent	Score	Ringers	Shoes	%	
1. Jerry Dean	41/10	41	48	85.40	
2. Ken Heinritz	42/2	25	28	89.20	
3. Marcus Santillana	40/22	44	54	81.40	
4. Kenneth A Fraser	40/21	41	52	78.80	
5. Robert Faidley	42/17	49	62	79.00	
6. Gale Greene	42/32	48	60	80.00	
7. Rick Howe	40/12	38	46	82.60	
8. Jacob Fimbres	41/19	43	58	74.10	
9. Gary Bearpaw	41/18	58	66	87.80	
10. Jim Walters	41/13	45	52	86.50	
11. Tony Hankins	43/27	42	56	75.00	
12. Tom Williams	41/23	47	62	75.80	
13. Dan Watson	41/35	80	100	80.00	
14. Mike Creek	23/40	57	74	77.00	
15. Alan Francis	17/40	46	62	74.10	
		575	704	880	80.00

3. Mike Creek 12-3

Opponent	Score	Ringers	Shoes	%	
1. Marcus Santillana	42/8	39	44	88.60	
2. Kenneth A Fraser	40/16	32	44	72.70	
3. Jerry Dean	42/29	52	70	74.20	
4. Ken Heinritz	42/12	33	42	78.50	
5. Rick Howe	41/17	25	36	69.40	
6. Jacob Fimbres	41/11	33	48	68.70	
7. Robert Faidley	42/26	40	50	80.00	
8. Gale Greene	43/20	40	54	74.00	
9. Jim Walters	36/41	66	88	75.00	
10. Gary Bearpaw	35/41	44	68	64.70	
11. Tom Williams	41/14	37	46	80.40	
12. Tony Hankins	41/27	44	60	73.30	
13. Alan Francis	9/42	43	58	74.10	
14. Brian Simmons	40/23	63	74	85.10	
15. Dan Watson	40/28	44	56	78.50	
		575	635	838	75.78

4. Jim Walters 10-5

Opponent	Score	Ringers	Shoes	%	
1. Jacob Fimbres	34/40	45	68	66.10	
2. Robert Faidley	39/42	70	98	71.40	
3. Gale Greene	41/28	49	66	74.20	
4. Rick Howe	39/40	57	78	73.00	
5. Kenneth A Fraser	42/11	31	42	73.80	
6. Jerry Dean	41/13	33	42	78.50	
7. Ken Heinritz	42/29	51	66	77.20	
8. Marcus Santillana	45/3	26	34	76.40	
9. Mike Creek	41/36	69	88	78.40	
10. Brian Simmons	13/41	36	52	69.20	
11. Dan Watson	42/20	49	66	74.20	
12. Alan Francis	35/40	74	90	82.20	
13. Tom Williams	43/20	52	70	74.20	
14. Gary Bearpaw	40/15	43	54	79.60	
15. Tony Hankins	43/9	36	44	81.80	
		580	721	958	75.26

5. Dan Watson 8-7					
	Opponent	Score	Ringers	Shoes	%
1.	Ken Heinritz	40/15	30	38	78.90
2.	Marcus Santillana	32/42	42	64	65.60
3.	Kenneth A Fraser	41/11	36	44	81.80
4.	Jerry Dean	18/41	33	54	61.10
5.	Gale Greene	44/16	39	48	81.20
6.	Rick Howe	40/12	56	66	84.80
7.	Jacob Fimbres	40/14	44	54	81.40
8.	Robert Faidley	41/22	48	62	77.40
9.	Tony Hankins	40/29	42	60	70.00
10.	Tom Williams	42/6	28	32	87.50
11.	Jim Walters	20/42	42	66	63.60
12.	Gary Bearpaw	28/41	36	52	69.20
13.	Brian Simmons	35/41	79	100	79.00
14.	Alan Francis	10/42	43	58	74.10
15.	Mike Creek	28/40	40	56	71.40
		499	638	854	74.71

7. Marcus Santillana 8-7					
	Opponent	Score	Ringers	Shoes	%
1.	Mike Creek	8/42	27	44	61.30
2.	Dan Watson	42/32	44	64	68.70
3.	Brian Simmons	22/40	38	54	70.30
4.	Alan Francis	8/41	43	62	69.30
5.	Tom Williams	41/26	37	54	68.50
6.	Gary Bearpaw	40/29	46	68	67.60
7.	Tony Hankins	33/42	34	58	58.60
8.	Jim Walters	3/45	12	34	35.20
9.	Jacob Fimbres	42/31	45	64	70.30
10.	Gale Greene	35/44	42	64	65.60
11.	Robert Faidley	41/29	43	60	71.60
12.	Rick Howe	42/15	28	40	70.00
13.	Kenneth A Fraser	24/42	38	64	59.30
14.	Jerry Dean	45/19	46	58	79.30
15.	Ken Heinritz	45/15	36	48	75.00
		471	559	836	66.87

9. Jerry Dean 7-8					
	Opponent	Score	Ringers	Shoes	%
1.	Brian Simmons	10/41	31	48	64.50
2.	Alan Francis	21/40	37	56	66.00
3.	Mike Creek	29/42	47	70	67.10
4.	Dan Watson	41/18	40	54	74.00
5.	Tony Hankins	42/10	27	36	75.00
6.	Jim Walters	13/41	24	42	57.10
7.	Tom Williams	24/41	26	42	61.90
8.	Gary Bearpaw	26/40	26	42	61.90
9.	Gale Greene	41/37	50	74	67.50
10.	Jacob Fimbres	43/35	35	52	67.30
11.	Rick Howe	41/25	48	62	77.40
12.	Robert Faidley	40/18	35	48	72.90
13.	Ken Heinritz	42/25	37	58	63.70
14.	Marcus Santillana	19/45	38	58	65.50
15.	Kenneth A Fraser	18/40	29	48	60.40
		450	530	790	67.09

11. Rick Howe 6-9					
	Opponent	Score	Ringers	Shoes	%
1.	Tom Williams	41/28	36	54	66.60
2.	Gary Bearpaw	31/42	32	52	61.50
3.	Tony Hankins	42/27	34	50	68.00
4.	Jim Walters	40/39	56	78	71.70
5.	Mike Creek	17/41	17	36	47.20
6.	Dan Watson	12/40	47	66	71.20
7.	Brian Simmons	12/40	28	46	60.80
8.	Alan Francis	13/42	23	38	60.50
9.	Kenneth A Fraser	44/15	30	42	71.40
10.	Ken Heinritz	40/36	52	74	70.20
11.	Jerry Dean	25/41	42	62	67.70
12.	Marcus Santillana	15/42	19	40	47.50
13.	Jacob Fimbres	10/42	10	28	35.70
14.	Robert Faidley	42/35	37	52	71.10
15.	Gale Greene	29/41	37	56	66.00
		413	500	774	64.60

6. Gary Bearpaw 8-7					
	Opponent	Score	Ringers	Shoes	%
1.	Gale Greene	40/16	30	40	75.00
2.	Rick Howe	42/31	34	52	65.30
3.	Jacob Fimbres	42/24	37	54	68.50
4.	Robert Faidley	11/41	28	48	58.30
5.	Ken Heinritz	37/42	28	50	56.00
6.	Marcus Santillana	29/40	43	68	63.20
7.	Kenneth A Fraser	40/30	52	70	74.20
8.	Jerry Dean	40/26	31	42	73.80
9.	Brian Simmons	18/41	51	66	77.20
10.	Mike Creek	41/35	46	68	67.60
11.	Alan Francis	6/40	18	34	52.90
12.	Dan Watson	41/28	40	52	76.90
13.	Tony Hankins	41/25	50	68	73.50
14.	Jim Walters	15/40	36	54	66.60
15.	Tom Williams	33/41	24	48	50.00
		476	548	814	67.32

8. Tom Williams 8-7					
	Opponent	Score	Ringers	Shoes	%
1.	Rick Howe	28/41	31	54	57.40
2.	Jacob Fimbres	42/30	28	44	63.60
3.	Robert Faidley	42/20	36	50	72.00
4.	Gale Greene	43/30	50	66	75.70
5.	Marcus Santillana	26/41	33	54	61.10
6.	Kenneth A Fraser	40/24	42	58	72.40
7.	Jerry Dean	41/24	31	42	73.80
8.	Ken Heinritz	41/38	41	62	66.10
9.	Alan Francis	4/41	28	44	63.60
10.	Dan Watson	6/42	15	32	46.80
11.	Mike Creek	14/41	28	46	60.80
12.	Brian Simmons	23/41	40	62	64.50
13.	Jim Walters	20/43	45	70	64.20
14.	Tony Hankins	41/23	38	54	70.30
15.	Gary Bearpaw	41/33	27	48	56.20
		452	513	786	65.27

10. Gale Greene 6-9					
	Opponent	Score	Ringers	Shoes	%
1.	Gary Bearpaw	16/40	23	40	57.50
2.	Tony Hankins	40/35	58	78	74.30
3.	Jim Walters	28/41	44	66	66.60
4.	Tom Williams	30/43	45	66	68.10
5.	Dan Watson	16/44	30	48	62.50
6.	Brian Simmons	32/42	44	60	73.30
7.	Alan Francis	16/40	44	60	73.30
8.	Mike Creek	20/43	33	54	61.10
9.	Jerry Dean	37/41	49	74	66.20
10.	Marcus Santillana	44/35	44	64	68.70
11.	Ken Heinritz	25/43	35	58	60.30
12.	Kenneth A Fraser	42/39	40	66	60.60
13.	Robert Faidley	42/22	41	58	70.60
14.	Jacob Fimbres	41/21	55	70	78.50
15.	Rick Howe	41/29	40	56	71.40
		470	625	918	68.08

12. Jacob Fimbres 5-10					
	Opponent	Score	Ringers	Shoes	%
1.	Jim Walters	40/34	46	68	67.60
2.	Tom Williams	30/42	24	44	54.50
3.	Gary Bearpaw	24/42	32	54	59.20
4.	Tony Hankins	45/35	32	50	64.00
5.	Alan Francis	18/45	36	56	64.20
6.	Mike Creek	11/41	24	48	50.00
7.	Dan Watson	14/40	35	54	64.80
8.	Brian Simmons	19/41	37	58	63.70
9.	Marcus Santillana	31/42	42	64	65.60
10.	Jerry Dean	35/43	32	52	61.50
11.	Kenneth A Fraser	41/33	34	54	62.90
12.	Ken Heinritz	42/33	32	54	59.20
13.	Rick Howe	42/10	20	28	71.40
14.	Gale Greene	21/41	48	70	68.50
15.	Robert Faidley	17/40	24	44	54.50
		430	498	798	62.41

13. Tony Hankins 4-11

Opponent	Score	Ringers	Shoes	%	
1. Robert Faidley	41/28	41	58	70.60	
2. Gale Greene	35/40	56	78	71.70	
3. Rick Howe	27/42	29	50	58.00	
4. Jacob Fimbres	35/45	29	50	58.00	
5. Jerry Dean	10/42	17	36	47.20	
6. Ken Heinritz	40/25	45	62	72.50	
7. Marcus Santillana	42/33	37	58	63.70	
8. Kenneth A Fraser	40/8	29	38	76.30	
9. Dan Watson	29/40	38	60	63.30	
10. Alan Francis	4/42	18	34	52.90	
11. Brian Simmons	27/43	36	56	64.20	
12. Mike Creek	27/41	41	60	68.30	
13. Gary Bearpaw	25/41	43	68	63.20	
14. Tom Williams	23/41	31	54	57.40	
15. Jim Walters	9/43	26	44	59.00	
		414	516	806	64.02

14. Kenneth A Fraser 4-11

Opponent	Score	Ringers	Shoes	%	
1. Alan Francis	15/43	13	30	43.30	
2. Mike Creek	16/40	24	44	54.50	
3. Dan Watson	11/41	26	44	59.00	
4. Brian Simmons	21/40	34	52	65.30	
5. Jim Walters	11/42	20	42	47.60	
6. Tom Williams	24/40	37	58	63.70	
7. Gary Bearpaw	30/40	49	70	70.00	
8. Tony Hankins	8/40	19	38	50.00	
9. Rick Howe	15/44	20	42	47.60	
10. Robert Faidley	42/23	35	54	64.80	
11. Jacob Fimbres	33/41	31	54	57.40	
12. Gale Greene	39/42	38	66	57.50	
13. Marcus Santillana	42/24	43	64	67.10	
14. Ken Heinritz	41/15	24	36	66.60	
15. Jerry Dean	40/18	35	48	72.90	
		388	448	742	60.38



15. Robert Faidley 3-12

Opponent	Score	Ringers	Shoes	%	
1. Tony Hankins	28/41	37	58	63.70	
2. Jim Walters	42/39	72	98	73.40	
3. Tom Williams	20/42	29	50	58.00	
4. Gary Bearpaw	41/11	37	48	77.00	
5. Brian Simmons	17/42	42	62	67.70	
6. Alan Francis	6/42	27	46	58.70	
7. Mike Creek	26/42	34	50	68.00	
8. Dan Watson	22/41	43	62	69.30	
9. Ken Heinritz	34/41	38	58	65.50	
10. Kenneth A Fraser	23/42	31	54	57.40	
11. Marcus Santillana	29/41	38	60	63.30	
12. Jerry Dean	18/40	28	48	58.30	
13. Gale Greene	22/42	35	58	60.30	
14. Rick Howe	35/42	34	52	65.30	
15. Jacob Fimbres	40/17	31	44	70.40	
		403	556	848	65.57

16. Ken Heinritz 3-12

Opponent	Score	Ringers	Shoes	%	
1. Dan Watson	15/40	21	38	55.20	
2. Brian Simmons	2/42	11	28	39.20	
3. Alan Francis	4/40	11	26	42.30	
4. Mike Creek	12/42	24	42	57.10	
5. Gary Bearpaw	42/37	29	50	58.00	
6. Tony Hankins	25/40	38	62	61.20	
7. Jim Walters	29/42	45	66	68.10	
8. Tom Williams	38/41	40	62	64.50	
9. Robert Faidley	41/34	39	58	67.20	
10. Rick Howe	36/40	50	74	67.50	
11. Gale Greene	43/25	40	58	68.90	
12. Jacob Fimbres	33/42	28	54	51.80	
13. Jerry Dean	25/42	30	58	51.70	
14. Kenneth A Fraser	15/41	16	36	44.40	
15. Marcus Santillana	15/45	24	48	50.00	
		375	446	760	58.68

MEN'S DIVISION




Mens A1

	State	Win-Loss	Ringers	Shoes	R%
1. Brian Simmons	VT	15-0	513	600	85.50
2. Alan Francis	OH	14-1	520	600	86.67
3. Jim Walters	OH	11-4	437	600	72.83
4. Mike Creek	PA	10.5-4.5	440	600	73.33
5. Tom Williams	MI	10-5	406	600	67.67
6. Gary Bearpaw	OK	9-6	408	600	68.00
7. Dan Watson	AL	8.5-6.5	453	600	75.50
8. Robert Faidley	PA	8.5-6.5	389	600	64.83
9. Tony Hankins	KY	7-8	414	600	69.00
10. Rick Howe	MA	6-9	396	600	66.00
11. Gale Greene	VT	6-9	395	600	65.83
12. Don Davis	WA	4-11	350	600	58.33
13. Jerry Dean	MD	3.5-11.5	365	600	60.83
14. Steve Strausbaugh	PA	3-12	339	600	56.50
15. Simon Cote	QC	2.5-12.5	345	600	57.50
16. Adam Ellis	ON	1.5-13.5	342	600	57.00


Mens A2

	State	Win-Loss	Ringers	Shoes	R%
1. Marcus Santillana	CA	13-3	397	640	62.03
2. Mark Seibold	IN	12-4	362	640	56.56
3. Kenneth A Fraser	NY	10-5	359	600	59.83
4. Gary Opper	ID	10-5	351	600	58.50
5. Jacob Fimbres	AZ	9-6	375	600	62.50
6. Austin Bailey	IL	9-6	350	600	58.33
7. Darrin Potts	OH	8-7	341	600	56.83
8. Gerald J Bernard	NY	7-8	353	600	58.83
9. Jim Renfro	MO	7-8	324	600	54.00
10. Marc Ritchie	ME	7-8	304	600	50.67
11. Jerry Wykle	WV	6.5-8.5	327	600	54.50
12. Channing Herrell	MD	6-9	308	600	51.33
13. Randy Smith	CT	6-9	303	600	50.50
14. Virgle J. McCown	MO	5.5-9.5	326	600	54.33
15. Jerry Hoy	PA	3-12	246	600	41.00
16. Thomas A Bernard	NY	2-13	276	600	46.00


Mens B1		State	Win-Loss	Ringers	Shoes	R%
1.	Ken Heinritz	WI	14-1	372	600	62.00
2.	Dan Atwood	VT	11-4	315	600	52.50
3.	David E Conrad	NY	10-5	348	600	58.00
4.	Ken Jones	NM	10-5	330	600	55.00
5.	Randy Hankins	KY	9-6	324	600	54.00
6.	Paul Black	NY	9-6	317	600	52.83
7.	Roy Brockman	AR	8-7	308	600	51.33
8.	Steve Kuchcinski	PA	8-7	294	600	49.00
9.	Tom Guill	OH	8-7	282	600	47.00
10.	Kelly Hatrick	PA	7-8	288	600	48.00
11.	Sylvain Demers	QC	6-9	306	600	51.00
12.	David Mallory	OK	6-9	288	600	48.00
13.	Mark Mauthe	WI	5-10	287	600	47.83
14.	Kevin Fisher	VT	5-10	271	600	45.17
15.	Randall Weakley	VA	4-11	258	600	43.00




Mens B2		State	Win-Loss	Ringers	Shoes	R%
1.	Roger Carter	WV	14-1	311	600	51.83
2.	George Harageones	NY	11.5-3.5	291	600	48.50
3.	Rick Lyle	MI	11-4	287	600	47.83
4.	David Holliday	PA	9.5-5.5	273	600	45.50
5.	Dave Johnson Sr.	KS	9-6	258	600	43.00
6.	Dale Marteney	FL	8.5-6.5	267	600	44.50
7.	Marlin Crise	PA	8-7	276	600	46.00
8.	Timothy M Collier	NY	8-7	272	600	45.33
9.	Vince Neff	PA	7.5-7.5	264	600	44.00
10.	Teddy Vernon	NC	7-8	299	600	49.83
11.	John Monismith	PA	7-8	260	600	43.33
12.	John Alley	ME	7-8	257	600	42.83
13.	Steve Moody	AB	6-9	254	600	42.33
14.	Brooks Symank	TX	3.5-11.5	218	600	36.33
15.	Pat Deighan	PA	1.5-13.5	196	600	32.67
16.	Bobby White	PA	1-14	188	600	31.33



Mens C1		State	Win-Loss	Ringers	Shoes	R%
1.	Ed Posey	TX	14-1	319	600	53.17
2.	Joshua Olson	MN	9.5-5.5	290	600	48.33
3.	Roger Morris	VA	9.5-5.5	270	600	45.00
4.	David Bliss	MA	9.5-5.5	260	600	43.33
5.	Dennis G Leonard	NY	9-6	276	600	46.00
6.	Michel Favreau	QC	8.5-6.5	255	600	42.50
7.	Dan Molineaux	RI	8-7	279	600	46.50
8.	Wayne White	ON	7.5-7.5	248	600	41.33
9.	Dave Rioux	CT	7-8	259	600	43.17
10.	David Hampton	OH	6.5-8.5	262	600	43.67
11.	David Wright	ON	6.5-8.5	247	600	41.17
12.	Ron Highley	MO	6-9	256	600	42.67
13.	Maurice Jacques	QC	6-9	228	600	38.00
14.	Brian Fisher	OH	6-9	202	600	33.67
15.	Jack Guyette	NH	4-11	215	600	35.83
16.	Chuck Arnold	OK	2.5-12.5	218	600	36.33







Mens C2		State	Win-Loss	Ringers	Shoes	R%
1.	Jerry LaBrosse	MN	13-2	279	600	46.50
2.	John Perry	NY	12-3	283	600	47.17
3.	Bill Vaughan	WV	11-4	278	600	46.33
4.	Larry Hanes	PA	10-5	284	600	47.33
5.	Dana Pearl	NH	9-6	257	600	42.83
6.	Bob Filla	OH	9-6	246	600	41.00
7.	Fred Briand	MA	8-7	239	600	39.83
8.	Paul Highlander	NC	8-7	187	600	31.17
9.	Joie Welker	MO	7.5-7.5	274	600	45.67
10.	Dustin Dahl	MN	6-9	217	600	36.17
11.	Dave Foraker	DE	6-9	208	600	34.67
12.	Paul Blais	QC	5.5-9.5	204	600	34.00
13.	Jason Clark	IA	5-10	237	600	39.50
14.	Omer Howard	KY	4-11	208	600	34.67
15.	David Gallant Sr.	ME	3-12	77	200	38.50
16.	Roger Lamoureux	QC	3-12	183	600	30.50



MEN'S DIVISION

MEN'S DIVISION




Mens D1		State	Win-Loss	Ringers	Shoes	R%
1.	Martin Favreau	QC	13-2	271	600	45.17
2.	Stuart Sipma	ND	11.5-3.5	256	600	42.67
3.	Ray Schermerhorn	ON	11.5-3.5	253	600	42.17
4.	Archie Sexton	IN	11-4	253	600	42.17
5.	Fred Doss	WV	9-6	242	600	40.33
6.	Mike Deer	OK	9-6	191	600	31.83
7.	Hank Mast	PA	8.5-6.5	224	600	37.33
8.	Jim Sheridan	PA	8.5-6.5	203	600	33.83
9.	Mark Burns	MI	7.5-7.5	217	600	36.17
10.	Dave Mazuraitis	CT	7-8	204	600	34.00
11.	Gary Currier	ME	6-9	241	600	40.17
12.	Joseph Smith	DE	5-10	196	600	32.67
13.	John Battler	ON	4.5-10.5	154	600	25.67
14.	Kevin Shields	CT	4-11	136	600	22.67
15.	Nate Haley	SC	3-12	187	600	31.17
16.	Kevin A Green Sr	NY	1-14	129	600	21.50

Mens D2		State	Win-Loss	Ringers	Shoes	R%
1.	Robert Scott	DE	12.5-2.5	209	600	34.83
2.	Joe Mueller	MN	12-3	263	600	43.83
3.	Hop Muter	OH	12-3	247	600	41.17
4.	Tony Morales Jr	CA	11-4	257	600	42.83
5.	Harold Jamieson	ON	10.5-4.5	267	600	44.50
6.	Steven Kampmeier	IL	9-6	246	600	41.00
7.	Jeff Muter	OH	9-6	228	600	38.00
8.	Rick Sherwood	CT	7.5-7.5	185	600	30.83
9.	Clifton Jones	NC	7-8	231	600	38.50
10.	Harry DeMott	NJ	6.5-8.5	198	600	33.00
11.	Rick Hawk	PA	5.5-9.5	204	600	34.00
12.	Leon O'Dell	VT	5.5-9.5	143	600	23.83
13.	Larry Davis	ME	5-10	203	600	33.83
14.	Joe Rennie	CT	4-11	187	600	31.17
15.	Michael Trudel	FL	3-12	186	600	31.00
16.	Thomas Davis	DE	0-15	154	600	25.67


Mens E1		State	Win-Loss	Ringers	Shoes	R%
1.	Pat Spruce	NY	13-2	258	600	43.00
2.	Linwood Standish	NY	11-4	244	600	40.67
3.	Norbert Mccanney	NY	11-4	231	600	38.50
4.	Dan Brenner	MI	11-4	216	600	36.00
5.	Buster Williams	TN	9-6	230	600	38.33
6.	Ronald Suchara	CT	8-7	184	600	30.67
7.	Lee Watkins	IL	7.5-7.5	213	600	35.50
8.	Ray Yoder	PA	7-8	217	600	36.17
9.	Duane Cook	ON	7-8	214	600	35.67
10.	Donald A Dombroski	NY	7-8	209	600	34.83
11.	Gary Lister	NB	6-9	193	600	32.17
12.	Paul Houle	QC	6-9	162	600	27.00
13.	Jerry Rogers	NY	5.5-9.5	201	600	33.50
14.	John Forti	NJ	5-10	143	400	35.75
15.	Pat Torres	NC	5-10	162	600	27.00
16.	Andy Chorzempa	CT	1-14	115	600	19.17

Mens E2		State	Win-Loss	Ringers	Shoes	R%
1.	Gary Dawley	NY	14-1	294	600	49.00
2.	Glenn D Scott	NY	11.5-3.5	228	600	38.00
3.	Larry Chaney	CO	10-5	219	600	36.50
4.	Steve Wilson	DE	10-5	198	600	33.00
5.	Al Gonnerman	IL	9.5-5.5	222	600	37.00
6.	Robert Hottinger	FL	9-6	204	600	34.00
7.	Marcus Waters	GA	9-6	198	600	33.00
8.	Steven Rantanen	NY	7.5-7.5	212	600	35.33
9.	Philip Cardinal	NY	7.5-7.5	189	600	31.50
10.	Rodger F James Jr	NY	7-8	170	600	28.33
11.	Mike Williams	ME	6.5-8.5	193	600	32.17
12.	Elvis D Blunt Sr	VA	6-9	208	600	34.67
13.	Wade Hill	VT	6-9	187	600	31.17
14.	Paul Buttari	OH	3.5-11.5	151	600	25.17
15.	Lance Hamilton	ON	3-12	178	600	29.67
16.	Wayne Wright	NY	0-15	0	0	0.00


Mens F1		State	Win-Loss	Ringers	Shoes	R%
1.	Dennis Kimball	NH	14-1	255	600	42.50
2.	Nate Shelton	WV	12-3	223	600	37.17
3.	Ed O'Rourke	NY	11.5-3.5	233	600	38.83
4.	Dale Lund	NY	11.5-3.5	226	600	37.67
5.	Jeff Wells	OH	11-4	223	600	37.17
6.	Chuck DuyMich	VA	10-5	210	600	35.00
7.	Jim Vigil	CO	9-6	181	600	30.17
8.	David W Reynolds	NY	8.5-6.5	170	600	28.33
9.	Timothy C Stafford	NY	7-8	216	600	36.00
10.	Dave Rose	OH	6.5-8.5	170	600	28.33
11.	Sam Caincross	FL	5-10	192	600	32.00
12.	Kurt Sherman	PA	4-11	168	600	28.00
13.	Frank Lane	DE	4-11	151	600	25.17
14.	Chris Fautoux	NH	4-11	151	600	25.17
15.	Clarence W. Lassiter Jr	NC	2-13	130	600	21.67



Mens F2		State	Win-Loss	Ringers	Shoes	R%
1.	Ervin South	TN	13-2	218	600	36.33
2.	Wilfred Kahrig	OH	12.5-2.5	210	600	35.00
3.	Gavin Kahrig	OH	10.5-4.5	215	600	35.83
4.	Adam Vanvalkenburgh	NY	10-5	204	600	34.00
5.	Tony Wade	KY	8.5-6.5	191	600	31.83
6.	Thomas Henkes	TX	8-7	209	600	34.83
7.	Ron Mailloux	NH	8-7	198	600	33.00
8.	Clint Sloan	MO	8-7	197	600	32.83
9.	Mike Wood	IL	8-7	183	600	30.50
10.	Barlon Gofgosky	NY	7-8	202	600	33.67
11.	Jim Peavley	KY	7-8	166	600	27.67
12.	Raymond Callahan	NC	5.5-9.5	184	600	30.67
13.	Ken Ruckstuhl	ON	5-10	180	600	30.00
14.	Alan Reed Kasch	FL	5-10	165	600	27.50
15.	Don Middendorf	PA	3-12	146	600	24.33
16.	Isaac Chavalia	MI	1-14	116	600	19.33



Mens G1		State	Win-Loss	Ringers	Shoes	R%
1.	Bobby C Evans Sr	VA	14-3	260	680	38.24
2.	William Wittmeyer	NY	13-4	237	680	34.85
3.	Fred Barfield	NJ	10-6	191	640	29.84
4.	Evan Leblanc	ON	9-7	194	640	30.31
5.	Kevin Greene	VT	9-7	193	640	30.16
6.	Donnie Hixon	MD	8.5-7.5	189	640	29.53
7.	Bill Chadwick	NY	8-8	205	640	32.03
8.	John Minnock	CT	8-8	195	640	30.47
9.	Ross Lemay	ON	8-8	188	640	29.38
10.	Marty Zliczewski	CT	8-8	173	640	27.03
11.	Joel V Hines	NY	7.5-8.5	173	640	27.03
12.	Mike George	VT	7-9	193	640	30.16
13.	Kurt Frey	PA	6-10	152	640	23.75
14.	Charles Kromer	NY	6-10	152	640	23.75
15.	Charles Mckinnon	NY	5.5-10.5	166	640	25.94
16.	Peter Campbell	CT	5-11	148	640	23.13
17.	Larry Philipps	NY	4.5-11.5	141	640	22.03




Mens G2		State	Win-Loss	Ringers	Shoes	R%
1.	Tony White	PA	13-2	284	600	47.33
2.	Ed Waugaman	OH	12-3	208	600	34.67
3.	Ricky Grim	PA	10.5-4.5	205	600	34.17
4.	Chris Jones	NY	10-5	229	600	38.17
5.	Denny Young	VT	9.5-5.5	182	600	30.33
6.	John Remy	VT	9-6	212	600	35.33
7.	Danny Kyle	CA	9-6	203	600	33.83
8.	Butch Maisel	PA	8.5-6.5	180	600	30.00
9.	Pat Nechwedowich	NY	8-7	215	600	35.83
10.	Rodney Jenkins	WV	7-8	204	600	34.00
11.	Glenn Smith	PA	7-8	190	600	31.67
12.	Marvin Price	DE	6.5-8.5	164	600	27.33
13.	Jim Mcelveen	GA	5-10	171	600	28.50
14.	Chuck Wothke	IN	3-12	133	600	22.17
15.	John Wemhoff	NE	2-13	144	600	24.00
16.	Robert Eldridge	ME	0-15	43	600	7.17




MEN'S DIVISION


MEN'S DIVISION




Mens H1		State	Win-Loss	Ringers	Shoes	R%
1.	Gary Bardelmeier	IL	13-2	209	600	34.83
2.	Steve Wallin	WI	11.5-3.5	183	600	30.50
3.	Paul Spiotta	NY	10.5-4.5	177	600	29.50
4.	Wally Arnold	ON	10-5	195	600	32.50
5.	Gene Drozd	NE	9-6	190	600	31.67
6.	Harold Peters	CT	9-6	171	600	28.50
7.	Leroy Mast	PA	7-8	174	600	29.00
8.	Gary Walters	PA	7-8	133	600	22.17
9.	Larry J Morris Jr	VA	6.5-8.5	181	600	30.17
10.	Patrick Moore	NY	6.5-8.5	136	600	22.67
11.	George Herbst	NJ	6-9	154	600	25.67
12.	Matt Smith	CA	6-9	146	600	24.33
13.	James Sizemore	TN	5-10	183	600	30.50
14.	Pat Wemhoff	NE	5-10	157	600	26.17
15.	Aaron Martin	VT	4-11	156	600	26.00
16.	Charles M Reigles	NY	4-11	119	600	19.83



Mens H2		State	Win-Loss	Ringers	Shoes	R%
1.	Robert Shugars Jr.	PA	14-1	219	600	36.50
2.	Richard E Maston	NY	11.5-3.5	199	600	33.17
3.	Brian Ward	NY	10-5	177	600	29.50
4.	Steve Frost	ME	10-5	172	600	28.67
5.	Les Schwenk	PA	9-6	171	600	28.50
6.	Kevin Leitenberger	PA	8.5-6.5	160	600	26.67
7.	Kurt Whaley	SD	8-7	191	600	31.83
8.	Ralph Marthaler	WI	8-7	136	600	22.67
9.	Paul Harding	ON	7-8	125	600	20.83
10.	Tom Sharp	CA	6.5-8.5	154	600	25.67
11.	Sam Godbouldt	MO	6.5-8.5	139	600	23.17
12.	Daniel Ough	NY	6-9	134	600	22.33
13.	Marvin Dirks	IA	6-9	118	600	19.67
14.	Ron Baldwin	PA	5-10	75	600	12.50
15.	Bernie LaPierre	CT	4-11	102	600	17.00
16.	Bill Marvin	IL	0-15	20	200	10.00




Mens I1		State	Win-Loss	Ringers	Shoes	R%
1.	Kevin D. Chambers	MO	15-0	203	600	33.83
2.	Jerold L Thomas	NY	12-3	216	600	36.00
3.	Ronnie Miller	GA	11-4	179	600	29.83
4.	Mike Surprise	NY	10.5-4.5	189	600	31.50
5.	Richard Telaak	NY	8.5-6.5	191	600	31.83
6.	Roger Wehr	OH	8.5-6.5	134	600	22.33
7.	Joseph Button	NY	8-7	155	600	25.83
8.	Stan Brown	MD	7.5-7.5	181	600	30.17
9.	Robert Wood	ME	7-8	141	600	23.50
10.	Martin Russell	OH	6-9	181	600	30.17
11.	James Perry	NY	5-10	127	600	21.17
12.	Yvan Houle	QC	4.5-10.5	115	600	19.17
13.	Gary Johnson	ON	4.5-10.5	100	600	16.67
14.	Bob Cole	WI	4.5-10.5	81	600	13.50
15.	Steve Cross	VT	4-11	126	600	21.00
16.	Keith Schafer	MI	3.5-11.5	149	600	24.83




Mens I2		State	Win-Loss	Ringers	Shoes	R%
1.	Joshua Wright	NY	12-4	202	640	31.56
2.	Levi Pierce	NJ	11-5	223	640	34.84
3.	Derrick Lambrecht	NY	10-5	187	600	31.17
4.	Ed Brown	PA	10-5	178	600	29.67
5.	Jerry Smith	ID	9.5-5.5	166	600	27.67
6.	Ray Shults	NE	9.5-5.5	162	600	27.00
7.	Keith Poston	AL	9-6	189	600	31.50
8.	Dave Trayah	VT	9-6	169	600	28.17
9.	Bill Chakarian	NH	8.5-6.5	161	600	26.83
10.	Kenneth Hirsch	NY	7-8	132	600	22.00
11.	Patrick C Vishneski	NY	6.5-8.5	160	600	26.67
12.	Rick Wright	MN	6-9	155	600	25.83
13.	Gary D Martin	VA	5.5-9.5	139	600	23.17
14.	Mike Lund	ND	5-10	175	600	29.17
15.	Leroy Koser Jr	NY	2-13	99	600	16.50
16.	Bruce Conord	FL	0.5-14.5	106	600	17.67


Mens J1		State	Win-Loss	Ringers	Shoes	R%
1.	Scott Rylander	NH	12-4	208	640	32.50
2.	Todd Vincent	MI	11-5	201	640	31.41
3.	Douglas Evers	ON	10-5	141	600	23.50
4.	Kevin Reidel	NY	9-6	191	600	31.83
5.	Michael L. Gillespie	MO	8.5-6.5	130	600	21.67
6.	John Peters	NY	8-7	186	600	31.00
7.	Robert Wagner	NY	8-7	157	600	26.17
8.	Larry Detro	IN	8-7	142	600	23.67
9.	Bill Hurley	IN	7.5-7.5	149	600	24.83
10.	Dave Garber	NY	7-8	161	600	26.83
11.	Jim Griffin	PA	6.5-8.5	170	600	28.33
12.	Paul Pontbriand	ME	6-9	129	600	21.50
13.	A.B. Webb	KY	5.5-9.5	152	600	25.33
14.	Steve Gibson	UT	5-10	140	600	23.33
15.	David Bither	ME	5-10	139	600	23.17
16.	Ron Guyette	NH	4-11	131	600	21.83




Mens J2		State	Win-Loss	Ringers	Shoes	R%
1.	Richard Solnik	ON	13-2	226	600	37.67
2.	Fred Tragesser	IN	11-4	208	600	34.67
3.	Dave Claver	NY	11-4	194	600	32.33
4.	Greg Taylor	OH	10-5	168	600	28.00
5.	Ronald Anderson	NY	9.5-5.5	177	600	29.50
6.	Mike Taylor	NE	9.5-5.5	169	600	28.17
7.	Martin R Lindner	NY	9-6	167	600	27.83
8.	George Coulter	PA	8-7	176	600	29.33
9.	Wayne Tribbitt	MD	7-8	157	600	26.17
10.	Richard Burlett Jr	NY	6-9	127	600	21.17
11.	George Tanner	MI	6-9	123	600	20.50
12.	Joseph Majkut Jr	NY	5-10	165	600	27.50
13.	Dennis Gildner	NY	5-10	150	600	25.00
14.	Coyce Allen	TX	5-10	139	600	23.17
15.	Steve Proper	PA	5-10	123	600	20.50
16.	Ron Hohimer	IL	0-15	76	600	12.67



Mens K1		State	Win-Loss	Ringers	Shoes	R%
1.	Dave Sidles	NE	11-5	165	640	25.78
2.	Wayne Fausey	OH	10-6	180	640	28.13
3.	Gary Vanguilder	PA	9.5-5.5	142	600	23.67
4.	Jerry Hamel	MA	9-6	151	600	25.17
5.	Jeff Henkes	TX	9-6	144	600	24.00
6.	Dutch Germeyer	PA	8.5-6.5	167	600	27.83
7.	William Whitehead	NY	8.5-6.5	157	600	26.17
8.	Larry Pertuit	LA	8.5-6.5	149	600	24.83
9.	Bernard L Wood	NY	8.5-6.5	120	600	20.00
10.	Don Goers	L	8-7	146	600	24.33
11.	Rob Rockemann	DE	7-8	132	600	22.00
12.	Al Fondacaro	MA	7-8	130	600	21.67
13.	Ron Kindrick	AL	7-8	129	600	21.50
14.	Larry Vervaeke	ON	5.5-9.5	157	600	26.17
15.	Randy Shoemaker	OH	3-12	136	600	22.67
16.	Michael Pinney	NY	1-14	90	600	15.00







Mens K2		State	Win-Loss	Ringers	Shoes	R%
1.	Robert Shugars Sr.	PA	14-3	176	680	25.88
2.	Roger Kitner	IL	12-4	199	640	31.09
3.	Mike Holley	AB	12-4	166	640	25.94
4.	David Brewster	NY	10-5	158	600	26.33
5.	Jeffrey Woodcock	VT	10-5	150	600	25.00
6.	Walter Pierce	OH	8.5-6.5	133	600	22.17
7.	Lenny Duprey	ME	8.5-6.5	123	600	20.50
8.	Larry Fettes III	IL	8-7	154	600	25.67
9.	Roger VanHorn	NY	8-7	149	600	24.83
10.	Ivan Header	PA	7-8	144	600	24.00
11.	Tom Malaise	TX	5-10	121	600	20.17
12.	Benjamin Holtzclaw	MD	4.5-10.5	105	600	17.50
13.	Tim Smith	NY	4-11	118	600	19.67
14.	John J.D. Fike	PA	4-11	99	600	16.50
15.	David Wilkinson	NY	3.5-11.5	145	600	24.17
16.	Mark Silverthorn	CO	3-12	109	600	18.17



MEN'S DIVISION

MEN'S DIVISION



Mens L1		State	Win-Loss	Ringers	Shoes	R%
1.	Jerry Zastrow	MN	13-2	165	600	27.50
2.	Rick Wagner	PA	12-3	176	600	29.33
3.	Gabriel Alvini	DE	11-4	171	600	28.50
4.	Fred Sanford	OH	10-5	121	600	20.17
5.	Brian Poole	ID	7.5-7.5	131	600	21.83
6.	Abdul Said	NY	7.5-7.5	124	600	20.67
7.	Barry Durrant	ON	7-8	162	600	27.00
8.	Joshua Bowerman	NY	7-8	131	600	21.83
9.	Jim Haley	GA	7-8	114	600	19.00
10.	Michael Szymczak	PA	6.5-8.5	142	600	23.67
11.	Barry Turnbull	ON	6.5-8.5	123	600	20.50
12.	Solomon Simmons	WV	6-9	142	600	23.67
13.	Robert M Grant	NY	6-9	121	600	20.17
14.	Doug Edwards	PA	5-10	128	600	21.33
15.	Kevin Weik	CT	4-11	114	600	19.00
16.	Chuck Glissman	IN	4-11	82	600	13.67

Mens L2		State	Win-Loss	Ringers	Shoes	R%
1.	Kodjo A Amouzou-Edah	NY	14-1	179	600	29.83
2.	Ronald K Bowerman	NY	11-4	163	600	27.17
3.	Kelly Ginther	PA	11-4	144	600	24.00
4.	Josh Walters	PA	10.5-4.5	177	600	29.50
5.	Robert J Wells	NY	10.5-4.5	129	600	21.50
6.	George Lister	AB	10-5	112	600	18.67
7.	Scott Hoffman	NY	9-6	126	600	21.00
8.	Kevan Whippie	NH	7.5-7.5	160	600	26.67
9.	Bob Walters	PA	7.5-7.5	133	600	22.17
10.	Kevin Smith	MI	5.5-9.5	123	600	20.50
11.	Alan Ringo	OR	5.5-9.5	118	600	19.67
12.	Bruce Bopst	MD	5-10	115	600	19.17
13.	Terry Johnston	ON	4-11	88	600	14.67
14.	Rob Hagman	MN	4-11	86	600	14.33
15.	Stephen Widger	ME	3-12	64	600	10.67
16.	Wayne Goodridge Jr	NY	2-13	79	600	13.17


Mens M1		State	Win-Loss	Ringers	Shoes	R%
1.	George Petro	PA	11.5-3.5	146	600	24.33
2.	Richard Robbins	CA	10-5	141	600	23.50
3.	Wayne Saulsbury	DE	10-5	135	600	22.50
4.	Douglas Wahl	NY	10-5	113	600	18.83
5.	Lou Cataldi	NJ	9.5-5.5	125	600	20.83
6.	Dick Seyler	DE	8.5-6.5	104	600	17.33
7.	Joe Waggoner	AL	8-7	147	600	24.50
8.	Mark Mosher	NB	8-7	139	600	23.17
9.	David Burrows	AB	7-8	143	600	23.83
10.	Rick Huffnagle	PA	6.5-8.5	112	600	18.67
11.	Larry Buckland	NY	6-9	108	600	18.00
12.	Kenneth Bragg	NY	6-9	106	600	17.67
13.	Alan Gauger	TN	5.5-9.5	111	600	18.50
14.	Norman Severit Jr	IL	5.5-9.5	97	600	16.17
15.	Larry Munhofen	NE	5-10	118	600	19.67
16.	Mike Conboy	NH	3-12	111	560	19.82

Mens M2		State	Win-Loss	Ringers	Shoes	R%
1.	James M Button	NY	12-3	137	600	22.83
2.	Tom Clark	ON	11.5-3.5	158	600	26.33
3.	Craig David	WI	11-4	159	600	26.50
4.	Nick Youtsey	NH	10-5	127	560	22.68
5.	Ronnie Roberts	WV	10-5	127	600	21.17
6.	Paul Crowe	ON	10-5	123	600	20.50
7.	Carl York	ME	10-5	106	600	17.67
8.	Lonny Bowles	OH	9-6	128	600	21.33
9.	Huey Garrity	PA	8-7	122	600	20.33
10.	James R Miller	IN	7-8	103	600	17.17
11.	Randy Little Sr	VT	6-9	90	600	15.00
12.	Kevin Wolfenden	NJ	5-10	69	600	11.50
13.	Elbert Trask	VT	4-11	100	600	16.67
14.	Gene Grover	NY	3.5-11.5	52	400	13.00
15.	Jim Mortinger	KS	3-12	66	600	11.00


Mens N1		State	Win-Loss	Ringers	Shoes	R%
1.	Tracy Harte	WV	15-0	183	600	30.50
2.	Dennis Simler	IL	11-4	141	600	23.50
3.	Edward Cobin	NY	11-4	91	600	15.17
4.	Martin Soucy	NB	10-5	115	600	19.17
5.	Michael Riewaldt	NY	10-5	106	600	17.67
6.	David Weylie	ON	9-6	116	600	19.33
7.	Ralph Koopmans	ON	8.5-6.5	116	600	19.33
8.	Buddy Lampkin	KY	7.5-7.5	103	600	17.17
9.	John Kentner	IL	7.5-7.5	102	600	17.00
10.	Stan LaValley	NH	7-8	93	600	15.50
11.	Robert Smullen	TN	6.5-8.5	85	600	14.17
12.	Denny Hall	PA	5-10	93	600	15.50
13.	David Minekime	NY	5-10	78	600	13.00
14.	Steve Bruemmer	MO	3-12	75	600	12.50
15.	Bob Lister	NB	2-13	98	600	16.33
16.	Ken Marsden	ON	2-13	44	600	7.33




Mens N2		State	Win-Loss	Ringers	Shoes	R%
1.	Donald Carver Jr	VA	14-1	142	600	23.67
2.	Doug Withrow	WV	13-2	146	600	24.33
3.	Dave Nelson	CA	12-3	127	600	21.17
4.	Mike Ryde	ON	11.5-3.5	127	600	21.17
5.	Heath Poth	OH	9-6	122	600	20.33
6.	Michael Taylor	PA	8.5-6.5	117	600	19.50
7.	Bobby Bernard	NH	8.5-6.5	115	600	19.17
8.	Doug Bartlett	CO	7.5-7.5	126	600	21.00
9.	Rodney Keller	PA	7.5-7.5	118	600	19.67
10.	Curtiss McClure	CT	6-9	92	600	15.33
11.	Jim Gemza	PA	4.5-10.5	98	600	16.33
12.	John Beliski	ON	4-11	85	600	14.17
13.	Robert Bastel	MO	4-11	81	600	13.50
14.	Wayne Goers	IL	4-11	75	600	12.50
15.	Dennis Ward	PA	3-12	95	600	15.83
16.	Herb Confer Jr	PA	3-12	83	600	13.83



Mens O1		State	Win-Loss	Ringers	Shoes	R%
1.	Robert K Berninger Jr	NY	13-2	149	600	24.83
2.	Jeff Lawrence	MN	12-3	142	600	23.67
3.	Billy Gideon	NH	12-3	101	600	16.83
4.	Ralph Whitney	NY	10.5-4.5	92	600	15.33
5.	Alan Pepper	TN	10-5	94	600	15.67
6.	Stephen Anderson	NY	9.5-5.5	127	600	21.17
7.	Robin Constance	MN	9-6	111	600	18.50
8.	Mickey Lynn	DE	8-7	82	600	13.67
9.	Charles Casey	WV	7-8	81	600	13.50
10.	Todd Robertson	ON	6-9	91	600	15.17
11.	Blaine Scott	UT	5.5-9.5	80	600	13.33
12.	Scott Raimer	MO	5.5-9.5	73	600	12.17
13.	Mark Lloyd	IN	5-10	71	600	11.83
14.	Donald Lister	NB	3-12	87	600	14.50
15.	Rich Carvell	IL	3-12	45	480	9.38
16.	Jacob Chase	IL	1-14	45	600	7.50







Mens O2		State	Win-Loss	Ringers	Shoes	R%
1.	Tim Lidell	NY	13-2	124	600	20.67
2.	Chuck Burkett	PA	12-3	163	600	27.17
3.	Grady Coleman	TN	11-4	111	600	18.50
4.	Steve Brown	ON	11-4	110	600	18.33
5.	James Czerwinski	NY	11-4	110	600	18.33
6.	Albert Alderson	ON	10-5	114	600	19.00
7.	Gary Yewman	ON	9.5-5.5	83	600	13.83
8.	Larry Dunham	PA	9-6	78	600	13.00
9.	Jerry Campbell	OH	8-7	89	600	14.83
10.	Jason Rideout	NB	6-9	59	600	9.83
11.	Robert Dean	VT	5-10	49	600	8.17
12.	Charles Dye	NY	4-11	84	600	14.00
13.	Bryan Spivey	VA	3.5-11.5	64	600	10.67
14.	Ron Baker	PA	3.5-11.5	49	600	8.17
15.	Cliff Cole	NY	2.5-12.5	69	600	11.50
16.	Roger Maheux	NH	1-14	51	600	8.50



MEN'S DIVISION

MEN'S DIVISION




Mens P1		State	Win-Loss	Ringers	Shoes	R%
1.	Ed Mendez	OH	11-2	122	520	23.46
2.	Randy Ganther	WI	10-3	106	520	20.38
3.	Josh Maston	NY	8-5	113	520	21.73
4.	Jeremy Bolin	OH	8-5	99	520	19.04
5.	Howard Grace	NY	7-6	118	520	22.69
6.	Stan Sosinski	AR	7-6	74	520	14.23
7.	Larry Foster	IL	6.5-6.5	84	520	16.15
8.	John Press	IL	6-7	114	520	21.92
9.	Steve Myers	OH	6-7	98	520	18.85
10.	James L Kemp	NY	5.5-7.5	99	520	19.04
11.	Jerry Houck	MI	5-8	94	520	18.08
12.	Al DelVecchio	PA	5-8	81	520	15.58
13.	Kevin Davis	ON	5-8	63	520	12.12
14.	Art Powell	PA	1-12	39	520	7.50

Mens P2		State	Win-Loss	Ringers	Shoes	R%
1.	George D Cobin Jr	NY	13-2	98	600	16.33
2.	David Maclean	ON	11-4	74	600	12.33
3.	David Greer	TX	10-5	80	600	13.33
4.	Myron Selleck	VT	10-5	66	600	11.00
5.	Mike Dentsbier	MO	9-6	73	600	12.17
6.	Mark Haines	NY	9-6	69	600	11.50
7.	Tim Tinker	VT	9-6	69	600	11.50
8.	Dave Pedigo	IL	8.5-6.5	52	600	8.67
9.	David Belle	MA	8-7	62	600	10.33
10.	Bob Black	MA	7-8	92	600	15.33
11.	Derek Brown	CA	7-8	81	600	13.50
12.	Ernie Ellermann Jr.	MO	7-8	68	600	11.33
13.	Steve Nelson	IL	4.5-10.5	52	600	8.67
14.	Ron Smith	LA	4-11	71	600	11.83
15.	Mark Stevens	AL	3-12	27	600	4.50

Mens Q1		State	Win-Loss	Ringers	Shoes	R%
1.	Stephen Mayer	NY	13.5-1.5	107	600	17.83
2.	Bobby South	TN	11.5-3.5	84	600	14.00
3.	Mathew Minekime	NY	11-4	93	600	15.50
4.	Tony Spieldenner	OH	11-4	86	600	14.33
5.	Bob Tallini	MA	11-4	78	600	13.00
6.	Ray Valley	NH	8.5-6.5	51	600	8.50
7.	Stevan Tigges	GA	8-7	61	600	10.17
8.	Peter Mosher	NB	8-7	61	600	10.17
9.	Robert Kelzach	NY	8-7	53	600	8.83
10.	Ron Douglass	ME	7-8	43	600	7.17
11.	Robert Abram	NY	6-9	60	600	10.00
12.	Mike Kalal	OH	5.5-9.5	64	600	10.67
13.	Tim Segrest	AL	4-11	48	600	8.00
14.	David Tallini	MA	4-11	32	600	5.33
15.	George Heitzenrater	NY	3-12	21	200	10.50


Mens Q2		State	Win-Loss	Ringers	Shoes	R%
1.	Kenneth J Edsall	NY	11-2	73	520	14.04
2.	Mark Miller	MO	10.5-2.5	78	520	15.00
3.	Jim Dees	IL	9-4	38	520	7.31
4.	Roy Kurra	MA	8.5-4.5	48	520	9.23
5.	Tom Raymond	UT	8-5	27	520	5.19
6.	Bob Herman	PA	7-6	55	520	10.58
7.	Thomas Slaney	ON	7-6	32	520	6.15
8.	Daren Chambers	MN	6-7	52	520	10.00
9.	David M Evanczik	NY	6-7	28	520	5.38
10.	Dave Filla	OH	6-7	27	520	5.19
11.	Richard Mcallaster	NY	5.5-7.5	54	520	10.38
12.	Bruce Davis	ON	4.5-8.5	24	520	4.62
13.	Avenancio Gonzalez	NY	2-11	9	360	2.50
14.	Mike LaPierre	ME	0-13	0	0	0.00

Mens R1		State	Win-Loss	Ringers	Shoes	R%
1.	Larry Connors	MA	9-2	73	440	16.59
2.	Kevin Green Jr	NY	8-3	58	440	13.18
3.	Jay Ganther	WI	7-4	54	440	12.27
4.	Mitch Smith	KY	7-4	53	440	12.05
5.	Jeremy Mentipty	VT	7-4	39	440	8.86
6.	Wade Koonce	IL	5.5-5.5	25	440	5.68
7.	Steve Eastman	ME	5-6	37	440	8.41
8.	Tom Mcguckin	VT	5-6	26	440	5.91
9.	Garry Jackson	OK	4.5-6.5	14	440	3.18
10.	Travis Luther	CA	3-8	22	440	5.00
11.	Mark S Cooley	NY	3-8	12	440	2.73
12.	Ron Fournier	FL	2-9	19	440	4.32



**MEN'S
DIVISION**

WOMEN'S CHAMPIONSHIP CLASS 2014 WORLD TOURNAMENT

Pos	Name	Qualifying Ave	State	Win-Loss	Points	Ringers	Shoes	R%
1.	Joan Elmore	83.08	TN	15-0	619	631	726	86.91
2.	Debra Brown	79.62	VT	14-1	596	633	792	79.92
3.	Marlene Ray	74.62	TN	12-3	567	596	820	72.68
4.	Vicki Kunde	62.00	MD	10-5	545	588	850	69.18
5.	Cindy Hoffman	70.96	PA	9-6	536	580	802	72.32
6.	Sue Snyder	77.31	IN	9-6	488	571	820	69.63
7.	Shalee Cason	65.96	FL	8-7	431	507	754	67.24
8.	Sylvianne Moisan	70.77	QC	7-8	513	618	888	69.59
9.	Debra Odum	64.23	TX	7-8	489	517	772	66.97
10.	Terry Beagle	66.15	MI	6-9	427	499	770	64.81
11.	Doris Hieden	63.85	TX	6-9	426	513	810	63.33
12.	Jen Speakman	65.17	CO	5-10	460	490	770	63.64
13.	Sharon Chiddister	68.27	IN	4-11	418	447	746	59.92
14.	Julie A Bernard	64.62	NY	3-12	359	445	760	58.55
15.	Deborah Michaud	62.69	MA	3-12	306	381	666	57.21
16.	Donra McCown	61.50	MO	2-13	303	440	762	57.74

1. Joan Elmore 15-0

Opponent	Score	Ringers	Shoes	%	
1. Donra McCown	45/4	48	52	92.30	
2. Vicki Kunde	41/10	27	34	79.40	
3. Deborah Michaud	40/8	28	34	82.30	
4. Doris Hieden	40/2	35	38	92.10	
5. Debra Odum	44/15	37	44	84.00	
6. Julie A Bernard	40/9	40	44	90.90	
7. Jen Speakman	41/4	27	32	84.30	
8. Shalee Cason	40/6	44	50	88.00	
9. Terry Beagle	41/7	39	46	84.70	
10. Sylvianne Moisan	42/18	67	74	90.50	
11. Sharon Chiddister	42/3	31	34	91.10	
12. Cindy Hoffman	40/27	65	76	85.50	
13. Marlene Ray	41/18	49	60	81.60	
14. Sue Snyder	40/7	38	42	90.40	
15. Debra Brown	42/20	56	66	84.80	
		619	631	726	86.91

2. Debra Brown 14-1

Opponent	Score	Ringers	Shoes	%	
1. Vicki Kunde	44/19	56	68	82.30	
2. Deborah Michaud	42/3	25	30	83.30	
3. Doris Hieden	41/20	40	58	68.90	
4. Donra McCown	41/4	22	28	78.50	
5. Julie A Bernard	42/9	35	44	79.50	
6. Jen Speakman	41/12	30	36	83.30	
7. Shalee Cason	41/24	41	54	75.90	
8. Debra Odum	40/30	45	64	70.30	
9. Sharon Chiddister	40/13	31	38	81.50	
10. Cindy Hoffman	40/26	61	72	84.70	
11. Sylvianne Moisan	41/21	55	64	85.90	
12. Terry Beagle	41/3	37	40	92.50	
13. Sue Snyder	40/13	42	52	80.70	
14. Marlene Ray	42/23	65	78	83.30	
15. Joan Elmore	20/42	48	66	72.70	
		596	633	792	79.92

3. Marlene Ray 12-3

	Opponent	Score	Ringers	Shoes	%	
1.	Doris Hieden	41/32	56	78	71.70	
2.	Donra McCown	44/33	51	76	67.10	
3.	Vicki Kunde	43/30	28	46	60.80	
4.	Deborah Michaud	41/4	25	30	83.30	
5.	Shalee Cason	41/11	30	38	78.90	
6.	Debra Odum	42/23	40	52	76.90	
7.	Julie A Bernard	43/22	41	52	78.80	
8.	Jen Speakman	41/33	44	62	70.90	
9.	Cindy Hoffman	40/15	33	44	75.00	
10.	Sharon Chiddister	40/22	39	50	78.00	
11.	Terry Beagle	40/27	37	50	74.00	
12.	Sylvianne Moisan	42/16	33	46	71.70	
13.	Joan Elmore	18/41	42	60	70.00	
14.	Debra Brown	23/42	59	78	75.60	
15.	Sue Snyder	28/40	38	58	65.50	
			567	596	820	72.68

5. Cindy Hoffman 9-6

	Opponent	Score	Ringers	Shoes	%	
1.	Debra Odum	40/23	36	48	75.00	
2.	Julie A Bernard	41/10	32	40	80.00	
3.	Jen Speakman	42/30	43	60	71.60	
4.	Shalee Cason	42/0	27	30	90.00	
5.	Donra McCown	41/9	20	28	71.40	
6.	Vicki Kunde	41/35	41	62	66.10	
7.	Deborah Michaud	33/41	35	52	67.30	
8.	Doris Hieden	41/19	33	48	68.70	
9.	Marlene Ray	15/40	26	44	59.00	
10.	Debra Brown	26/40	56	72	77.70	
11.	Sue Snyder	42/12	32	36	88.80	
12.	Joan Elmore	27/40	61	76	80.20	
13.	Terry Beagle	40/29	43	58	74.10	
14.	Sharon Chiddister	33/44	40	72	55.50	
15.	Sylvianne Moisan	32/43	55	76	72.30	
			536	580	802	72.32

7. Shalee Cason 8-7

	Opponent	Score	Ringers	Shoes	%	
1.	Terry Beagle	40/19	35	46	76.00	
2.	Sharon Chiddister	41/23	34	52	65.30	
3.	Sylvianne Moisan	8/41	22	40	55.00	
4.	Cindy Hoffman	0/42	14	30	46.60	
5.	Marlene Ray	11/41	20	38	52.60	
6.	Sue Snyder	22/41	44	64	68.70	
7.	Debra Brown	24/41	36	54	66.60	
8.	Joan Elmore	6/40	34	50	68.00	
9.	Donra McCown	41/13	63	78	80.70	
10.	Deborah Michaud	42/4	22	32	68.70	
11.	Vicki Kunde	30/44	46	68	67.60	
12.	Doris Hieden	40/38	40	64	62.50	
13.	Debra Odum	42/13	30	38	78.90	
14.	Julie A Bernard	43/23	31	46	67.30	
15.	Jen Speakman	41/24	36	54	66.60	
			431	507	754	67.24

9. Debra Odum 7-8

	Opponent	Score	Ringers	Shoes	%	
1.	Cindy Hoffman	23/40	29	48	60.40	
2.	Terry Beagle	40/17	28	38	73.60	
3.	Sharon Chiddister	41/23	28	44	63.60	
4.	Sylvianne Moisan	41/23	29	40	72.50	
5.	Joan Elmore	15/44	28	44	63.60	
6.	Marlene Ray	23/42	34	52	65.30	
7.	Sue Snyder	25/41	47	66	71.20	
8.	Debra Brown	30/40	42	64	65.60	
9.	Doris Hieden	40/16	40	56	71.40	
10.	Vicki Kunde	36/40	40	60	66.60	
11.	Donra McCown	40/21	37	54	68.50	
12.	Deborah Michaud	36/40	44	62	70.90	
13.	Shalee Cason	13/42	20	38	52.60	
14.	Jen Speakman	45/34	39	58	67.20	
15.	Julie A Bernard	41/24	32	48	66.60	
			489	517	772	66.97

4. Vicki Kunde 10-5

	Opponent	Score	Ringers	Shoes	%	
1.	Debra Brown	19/44	49	68	72.00	
2.	Joan Elmore	10/41	17	34	50.00	
3.	Marlene Ray	30/43	23	46	50.00	
4.	Sue Snyder	40/34	40	62	64.50	
5.	Sylvianne Moisan	40/27	53	70	75.70	
6.	Cindy Hoffman	35/41	39	62	62.90	
7.	Terry Beagle	35/40	37	64	57.80	
8.	Sharon Chiddister	42/38	37	58	63.70	
9.	Jen Speakman	41/28	41	54	75.90	
10.	Debra Odum	40/36	41	60	68.30	
11.	Shalee Cason	44/30	50	68	73.50	
12.	Julie A Bernard	42/13	41	52	78.80	
13.	Deborah Michaud	42/33	48	64	75.00	
14.	Doris Hieden	43/6	27	30	90.00	
15.	Donra McCown	42/18	45	58	77.50	
			545	588	850	69.18

6. Sue Snyder 9-6

	Opponent	Score	Ringers	Shoes	%	
1.	Deborah Michaud	41/26	35	52	67.30	
2.	Doris Hieden	28/40	43	60	71.60	
3.	Donra McCown	41/23	31	46	67.30	
4.	Vicki Kunde	34/40	38	62	61.20	
5.	Jen Speakman	30/40	38	58	65.50	
6.	Shalee Cason	41/22	51	64	79.60	
7.	Debra Odum	41/25	53	66	80.30	
8.	Julie A Bernard	40/24	42	64	65.60	
9.	Sylvianne Moisan	40/37	53	70	75.70	
10.	Terry Beagle	40/19	33	44	75.00	
11.	Cindy Hoffman	12/42	22	36	61.10	
12.	Sharon Chiddister	40/16	33	46	71.70	
13.	Debra Brown	13/40	32	52	61.50	
14.	Joan Elmore	7/40	27	42	64.20	
15.	Marlene Ray	40/28	40	58	68.90	
			488	571	820	69.63

8. Sylvianne Moisan 7-8

	Opponent	Score	Ringers	Shoes	%	
1.	Julie A Bernard	33/41	38	64	59.30	
2.	Jen Speakman	42/38	38	62	61.20	
3.	Shalee Cason	41/8	33	40	82.50	
4.	Debra Odum	23/41	23	40	57.50	
5.	Vicki Kunde	27/40	49	70	70.00	
6.	Deborah Michaud	44/16	46	56	82.10	
7.	Doris Hieden	38/43	35	64	54.60	
8.	Donra McCown	45/5	34	42	80.90	
9.	Sue Snyder	37/40	51	70	72.80	
10.	Joan Elmore	18/42	59	74	79.70	
11.	Debra Brown	21/41	49	64	76.50	
12.	Marlene Ray	16/42	24	46	52.10	
13.	Sharon Chiddister	45/34	38	58	65.50	
14.	Terry Beagle	40/37	43	62	69.30	
15.	Cindy Hoffman	43/32	58	76	76.30	
			513	618	888	69.59

10. Terry Beagle 6-9

	Opponent	Score	Ringers	Shoes	%	
1.	Shalee Cason	19/40	29	46	63.00	
2.	Debra Odum	17/40	20	38	52.60	
3.	Julie A Bernard	42/18	26	42	61.90	
4.	Jen Speakman	41/29	49	72	68.00	
5.	Doris Hieden	41/20	33	44	75.00	
6.	Donra McCown	41/34	47	68	69.10	
7.	Vicki Kunde	40/35	41	64	64.00	
8.	Deborah Michaud	40/14	21	32	65.60	
9.	Joan Elmore	7/41	28	46	60.80	
10.	Sue Snyder	19/40	27	44	61.30	
11.	Marlene Ray	27/40	32	50	64.00	
12.	Debra Brown	3/41	25	40	62.50	
13.	Cindy Hoffman	29/40	39	58	67.20	
14.	Sylvianne Moisan	37/40	41	62	66.10	
15.	Sharon Chiddister	24/42	41	64	64.00	
			427	499	770	64.81

11. Doris Hieden 6-9						
	Opponent	Score	Ringers	Shoes	%	
1.	Marlene Ray	32/41	54	78	69.20	
2.	Sue Snyder	40/28	46	60	76.60	
3.	Debra Brown	20/41	33	58	56.90	
4.	Joan Elmore	2/40	22	38	57.80	
5.	Terry Beagle	20/41	26	44	59.00	
6.	Sharon Chiddister	40/38	40	60	66.60	
7.	Sylvianne Moisan	43/38	37	64	57.80	
8.	Cindy Hoffman	19/41	27	48	56.20	
9.	Debra Odum	16/40	32	56	57.10	
10.	Jen Speakman	42/22	42	56	75.00	
11.	Julie A Bernard	25/42	38	62	61.20	
12.	Shalee Cason	38/40	41	64	64.00	
13.	Donra McCown	41/11	23	34	67.60	
14.	Vicki Kunde	6/43	15	30	50.00	
15.	Deborah Michaud	42/30	37	58	63.70	
			426	513	810	63.33

12. Jen Speakman 5-10						
	Opponent	Score	Ringers	Shoes	%	
1.	Sharon Chiddister	43/18	32	44	72.70	
2.	Sylvianne Moisan	38/42	38	62	61.20	
3.	Cindy Hoffman	30/42	39	60	65.00	
4.	Terry Beagle	29/41	46	72	63.80	
5.	Sue Snyder	40/30	41	58	70.60	
6.	Debra Brown	12/41	21	36	58.30	
7.	Joan Elmore	4/41	15	32	46.80	
8.	Marlene Ray	33/41	41	62	66.10	
9.	Vicki Kunde	28/41	37	54	68.50	
10.	Doris Hieden	22/42	35	56	62.50	
11.	Deborah Michaud	40/10	24	34	70.50	
12.	Donra McCown	42/16	25	40	62.50	
13.	Julie A Bernard	41/21	30	48	62.50	
14.	Debra Odum	34/45	35	58	60.30	
15.	Shalee Cason	24/41	31	54	57.40	
			460	490	770	63.64

13. Sharon Chiddister 4-11						
	Opponent	Score	Ringers	Shoes	%	
1.	Jen Speakman	18/43	23	44	52.20	
2.	Shalee Cason	23/41	28	52	53.80	
3.	Debra Odum	23/41	23	44	52.20	
4.	Julie A Bernard	43/27	36	52	69.20	
5.	Deborah Michaud	40/12	17	28	60.70	
6.	Doris Hieden	38/40	38	60	63.30	
7.	Donra McCown	21/40	23	46	50.00	
8.	Vicki Kunde	38/42	37	58	63.70	
9.	Debra Brown	13/40	22	38	57.80	
10.	Marlene Ray	22/40	32	50	64.00	
11.	Joan Elmore	3/42	18	34	52.90	
12.	Sue Snyder	16/40	26	46	56.50	
13.	Sylvianne Moisan	34/45	35	58	60.30	
14.	Cindy Hoffman	44/33	41	72	56.90	
15.	Terry Beagle	42/24	48	64	75.00	
			418	447	746	59.92

14. Julie A Bernard 3-12						
	Opponent	Score	Ringers	Shoes	%	
1.	Sylvianne Moisan	41/33	41	64	64.00	
2.	Cindy Hoffman	10/41	22	40	55.00	
3.	Terry Beagle	18/42	18	42	42.80	
4.	Sharon Chiddister	27/43	31	52	59.60	
5.	Debra Brown	9/42	25	44	56.80	
6.	Joan Elmore	9/40	30	44	68.10	
7.	Marlene Ray	22/43	34	52	65.30	
8.	Sue Snyder	24/40	37	64	57.80	
9.	Deborah Michaud	42/25	29	46	63.00	
10.	Donra McCown	34/42	31	56	55.30	
11.	Doris Hieden	42/25	43	62	69.30	
12.	Vicki Kunde	13/42	31	52	59.60	
13.	Jen Speakman	21/41	24	48	50.00	
14.	Shalee Cason	23/43	24	46	52.10	
15.	Debra Odum	24/41	25	48	52.00	
			359	445	760	58.55

15. Deborah Michaud 3-12						
	Opponent	Score	Ringers	Shoes	%	
1.	Sue Snyder	26/41	31	52	59.60	
2.	Debra Brown	3/42	13	30	43.30	
3.	Joan Elmore	8/40	17	34	50.00	
4.	Marlene Ray	4/41	13	30	43.30	
5.	Sharon Chiddister	12/40	9	28	32.10	
6.	Sylvianne Moisan	16/44	37	56	66.00	
7.	Cindy Hoffman	41/33	37	52	71.10	
8.	Terry Beagle	14/40	13	32	40.60	
9.	Julie A Bernard	25/42	23	46	50.00	
10.	Shalee Cason	4/42	11	32	34.30	
11.	Jen Speakman	10/40	15	34	44.10	
12.	Debra Odum	40/36	46	62	74.10	
13.	Vicki Kunde	33/42	45	64	70.30	
14.	Donra McCown	40/30	37	56	66.00	
15.	Doris Hieden	30/42	34	58	58.60	
			306	381	666	57.21

16. Donra McCown 2-13						
	Opponent	Score	Ringers	Shoes	%	
1.	Joan Elmore	4/45	34	52	65.30	
2.	Marlene Ray	33/44	47	76	61.80	
3.	Sue Snyder	23/41	26	46	56.50	
4.	Debra Brown	4/41	10	28	35.70	
5.	Cindy Hoffman	9/41	10	28	35.70	
6.	Terry Beagle	34/41	45	68	66.10	
7.	Sharon Chiddister	40/21	29	46	63.00	
8.	Sylvianne Moisan	5/45	21	42	50.00	
9.	Shalee Cason	13/41	55	78	70.50	
10.	Julie A Bernard	42/34	34	56	60.70	
11.	Debra Odum	21/40	31	54	57.40	
12.	Jen Speakman	16/42	16	40	40.00	
13.	Doris Hieden	11/41	13	34	38.20	
14.	Deborah Michaud	30/40	32	56	57.10	
15.	Vicki Kunde	18/42	37	58	63.70	
			303	440	762	57.74

Womens A		State	Win-Loss	Ringers	Shoes	R%
1.	Debra Brown	VT	11-2	414	520	79.62
2.	Joan Elmore	TN	10-3	432	520	83.08
3.	Sue Snyder	IN	9-4	402	520	77.31
4.	Marlene Ray	TN	9-4	388	520	74.62
5.	Sheila Shepard	CO	9-4	373	520	71.73
6.	Sharon Chiddister	IN	6.5-6.5	355	520	68.27
7.	Cindy Hoffman	PA	6-7	369	520	70.96
8.	Shalee Cason	FL	6-7	343	520	65.96
9.	Sylvianne Moisan	QC	5-8	368	520	70.77
10.	Terry Beagle	MI	5-8	344	520	66.15
11.	Doris Hieden	TX	4.5-8.5	332	520	63.85
12.	Debra Odum	TX	3.5-9.5	334	520	64.23
13.	Julia K Charlton	IN	3.5-9.5	310	520	59.62
14.	Deborah Michaud	MA	3-10	326	520	62.69



**WOMEN'S
DIVISION**

WOMEN'S DIVISION



Womens B		State	Win-Loss	Ringers	Shoes	R%
1.	Donra McCown	MO	13.5-1.5	369	600	61.50
2.	Ruth Rife	OH	13-2	436	600	72.67
3.	Marlene Cooper	OH	11-4	389	600	64.83
4.	Vicki Kunde	MD	10.5-4.5	372	600	62.00
5.	Karen Graham	NY	10-5	365	600	60.83
6.	Jen Speakman	CO	9-6	391	600	65.17
7.	Kelly Campbell	OH	8-7	335	600	55.83
8.	Peggy Stitt	MI	7-8	349	600	58.17
9.	Sherrill Hambel	OH	7-8	312	600	52.00
10.	Gina Baker	MO	6.5-8.5	317	600	52.83
11.	Linda Roach	IL	6-9	327	600	54.50
12.	Ellen Perry	NY	5.5-9.5	320	600	53.33
13.	Audra Craven	MO	5-10	313	600	52.17
14.	Trisha Hoshaw	AZ	5-10	300	600	50.00
15.	Dee King	TX	3-12	290	600	48.33

Womens C		State	Win-Loss	Ringers	Shoes	R%
1.	Julie A Bernard	NY	12-1	336	520	64.62
2.	Aleena Cook	WI	11-2	316	520	60.77
3.	Tiffany Syring	MN	11-2	303	520	58.27
4.	Carmen Taylor	PA	8-5	276	520	53.08
5.	Brianna McCormick	VT	7.5-5.5	292	520	56.15
6.	Carolyn F Slaughter	NY	7.5-5.5	257	520	49.42
7.	Tracy Rose	ON	7-6	272	520	52.31
8.	Janet Anzalone	CT	6-7	278	520	53.46
9.	Georgia McCormick	VT	5.5-7.5	261	520	50.19
10.	Lucy Thibault	QB	5-8	212	520	40.77
11.	Pat Pertuit	LA	4-9	206	520	39.62
12.	Donna Brant	ON	3-10	198	520	38.08
13.	Lia Snell	ON	3-10	170	520	32.69
14.	Angeline Moisan	QC	0.5-12.5	127	360	35.28

Womens D		State	Win-Loss	Ringers	Shoes	R%
1.	Mary Fimbres	AZ	13.5-1.5	320	600	53.33
2.	Laurie Lampkin	KY	13-2	300	600	50.00
3.	Terrie Singbeil	ON	11-4	278	600	46.33
4.	Laura Johnson	MO	10.5-4.5	262	600	43.67
5.	Connie Reimer	IN	10.5-4.5	252	600	42.00
6.	Jackie Smith	TN	9.5-5.5	288	600	48.00
7.	Donna Keefer	VA	9-6	225	600	37.50
8.	Jean Marie Roseboom	ON	9-6	221	600	36.83
9.	Pat Knapp-Harwood	NH	8.5-6.5	257	600	42.83
10.	Mary Sproessig	FL	7-8	250	600	41.67
11.	Jan Knaub	CO	6.5-8.5	226	600	37.67
12.	Vicki Marteney	FL	4-11	217	600	36.17
13.	Shelly Martinez	MA	4-11	195	600	32.50
14.	Linda Aurell	CT	3-12	180	600	30.00
15.	Kathy Burkett	PA	1-14	135	600	22.50



Womens E		State	Win-Loss	Ringers	Shoes	R%
1.	Jean Olsen	PA	13-2	324	600	54.00
2.	Ruthie Barrett	AZ	12-3	250	600	41.67
3.	Edie Corso	LA	11.5-3.5	267	600	44.50
4.	Tina Hawkins	OK	11-4	257	600	42.83
5.	Lisa Valks	ON	10.5-4.5	282	600	47.00
6.	Connie Selleck	VT	9-6	243	600	40.50
7.	Lillian Stromberg	CO	8-7	241	600	40.17
8.	Jo Ann Stanford	TN	8-7	228	600	38.00
9.	Shirley Sprague	IA	7.5-7.5	206	600	34.33
10.	Kayla Bushey	VT	7-8	224	600	37.33
11.	Jane Opatrny	TN	6.5-8.5	203	600	33.83
12.	Sheryll Card	MI	6-9	248	600	41.33
13.	Susan D Benware	FL	6-9	219	600	36.50
14.	Eileen F Fox	FL	3-12	166	600	27.67
15.	Denise Braga	ME	1-14	146	600	24.33

Womens F		State	Win-Loss	Ringers	Shoes	R%
1.	Victoria Highley	MO	12-1	254	520	48.85
2.	Jane Barthlow	MD	10-3	208	520	40.00
3.	Marla Kears	ON	9-4	211	520	40.58
4.	Carolyn Smoke	ON	8.5-4.5	173	520	33.27
5.	Jane Garton	ON	7.5-5.5	165	520	31.73
6.	Brenda Demott	NJ	7-6	191	520	36.73
7.	Patricia L Snelgrove	VA	7-6	173	520	33.27
8.	April Lynch	MN	6-7	158	520	30.38
9.	Joanne Wothke	IN	5-8	167	520	32.12
10.	Linda Dodson	LA	5-8	167	520	32.12
11.	Sarah Gooch	NY	4.5-8.5	184	520	35.38
12.	Tammy Beliski	ON	4-9	162	520	31.15
13.	Suzanne Miller	GA	3-10	151	520	29.04
14.	Tina Schafer	MI	2.5-10.5	121	520	23.27

Womens G		State	Win-Loss	Ringers	Shoes	R%
1.	Carol Kurt	ON	14-1	238	600	39.67
2.	Debbie Despres	ON	11-4	206	600	34.33
3.	Trena Maclean	ON	10.5-4.5	244	600	40.67
4.	Dawn McArthur	ON	10.5-4.5	219	600	36.50
5.	Betty B Weakley	VA	10.5-4.5	204	600	34.00
6.	Becky Sullivan	MI	10-5	192	600	32.00
7.	Loretta Nadeau	ON	8-7	195	600	32.50
8.	Nancy Baker	ON	7-8	183	600	30.50
9.	Diana Martin	VT	6-9	181	600	30.17
10.	Jennifer Lawrence	ON	6-9	180	600	30.00
11.	Laurie Marsden	ON	5-10	156	600	26.00
12.	Kathy Sharp	CA	5-10	154	600	25.67
13.	Kari David	WI	5-10	145	600	24.17
14.	Donna Bastel	MO	5-10	139	600	23.17
15.	Debbie Scully	CT	3.5-11.5	122	600	20.33
16.	Amy Miller	OH	3-12	159	600	26.50

Womens H		State	Win-Loss	Ringers	Shoes	R%
1.	Tracy Snell	ON	12-3	212	600	35.33
2.	Gail Gignac	ON	11-4	219	600	36.50
3.	Bonnie Lewis	WA	11-4	212	600	35.33
4.	Aileen Godfrey	PA	10.5-4.5	175	600	29.17
5.	Laurie Kelley	MN	8.5-6.5	224	600	37.33
6.	Wendy Maston	NY	8.5-6.5	181	600	30.17
7.	Patricia Wade	ON	8-7	183	600	30.50
8.	Vicki Barham	CO	8-7	164	600	27.33
9.	Jana Miller	MO	8-7	157	600	26.17
10.	Ruby Church	PA	8-7	153	600	25.50
11.	Donna Lewis	VT	7-8	120	400	30.00
12.	Jennifer Reno	OH	6-9	133	600	22.17
13.	Phyllis Quist	WA	5-10	154	600	25.67
14.	Mary Beeson	MO	5-10	121	600	20.17
15.	Jean Bullington	GA	3-12	130	600	21.67
16.	Barb Sharp	PA	0.5-14.5	98	600	16.33

Womens I		State	Win-Loss	Ringers	Shoes	R%
1.	Kerri Alderson	ON	13.5-1.5	261	600	43.50
2.	Anne Jenkins	WV	11-4	227	600	37.83
3.	Juanita Ratta	VT	10.5-4.5	170	600	28.33
4.	Roxanne Navratil	CT	8.5-6.5	163	600	27.17
5.	Diana Packard	VT	8-7	164	600	27.33
6.	Peggy Carl	ON	8-7	157	600	26.17
7.	Georgia Burke	OK	8-7	100	600	16.67
8.	Monique Labreche	ON	7.5-7.5	143	600	23.83
9.	Jeanne Neill	OH	7-8	175	600	29.17
10.	Cardee Dunkle	PA	7-8	155	600	25.83
11.	Margaret Evers	ON	7-8	123	600	20.50
12.	Vicki Hayes	PA	6-9	150	600	25.00
13.	Theresa Meshnick	MA	5.5-9.5	173	600	28.83
14.	Lois Hottinger	FL	5.5-9.5	144	600	24.00
15.	Barbara Carson	AZ	4-11	102	600	17.00
16.	Mary Shaffer	PA	3-12	89	600	14.83



WOMEN'S DIVISION

WOMEN'S DIVISION



Womens J		State	Win-Loss	Ringers	Shoes	R%
1.	Cindy Rose	OH	14-1	268	600	44.67
2.	Helen Watson Pepper	DE	11-4	193	600	32.17
3.	Tina Press	IL	11-4	183	600	30.50
4.	Mary Holley	AB	11-4	131	600	21.83
5.	Patti Oakes	MN	10.5-4.5	149	600	24.83
6.	Laura Holmes	OH	10-5	182	600	30.33
7.	Nina Pearson	CO	9.5-5.5	129	600	21.50
8.	Valarie Morrison	ON	9-6	153	600	25.50
9.	Roxanne Main	FL	9-6	150	600	25.00
10.	Connie Jean Cooney	ON	9-6	113	600	18.83
11.	Nancy De Michele	PA	5-10	113	600	18.83
12.	Joan Belle	MA	5-10	109	600	18.17
13.	Nora Smith	PA	3-12	57	600	9.50
14.	Tenesia Boyle	NY	0-15	12	240	5.00
15.	Janice Decker	MI	0-15	0	0	0.00




Womens K		State	Win-Loss	Ringers	Shoes	R%
1.	Cathy Jackson	OK	13-2	130	600	21.67
2.	Frances Sparrow	ON	12.5-2.5	157	600	26.17
3.	Connie Bachman	MN	10.5-4.5	151	600	25.17
4.	Diane Dorler	NY	10-5	145	600	24.17
5.	Cindy Bailey	CA	9.5-5.5	126	600	21.00
6.	Shirley Frost	NY	9-6	108	600	18.00
7.	Melanie Poole	ID	8.5-6.5	106	600	17.67
8.	Rose Mary A Walker	NY	8-7	115	600	19.17
9.	Mary Miller	IN	8-7	98	600	16.33
10.	Tina Raymond	UT	7-8	135	600	22.50
11.	June Trayah	VT	6.5-8.5	94	600	15.67
12.	Dee McIntire	MO	6-9	86	600	14.33
13.	Cecelia Trossen	WI	4-11	67	600	11.17
14.	Leola Evans	VA	4-11	60	600	10.00
15.	Linda Funk	AZ	3.5-11.5	59	600	9.83



Womens L		State	Win-Loss	Ringers	Shoes	R%
1.	Christina Suarez	CO	13-0	132	520	25.38
2.	Maxine Brandalik	VT	10-3	96	520	18.46
3.	Linda Kahrig	OH	9-4	117	520	22.50
4.	Joan Johnson	KS	9-4	79	520	15.19
5.	Kim Embro	ON	9-4	68	520	13.08
6.	Helen Nattress	ON	8-5	76	520	14.62
7.	Rose E Goodman	NY	8-5	71	520	13.65
8.	Donna Severit	IL	7-6	63	520	12.12
9.	Carol Sanford	OH	6-7	55	520	10.58
10.	Sheryl Arnold	ON	3-10	37	520	7.12
11.	Annabelle King	OK	3-10	35	520	6.73
12.	Karen Fuller	UT	3-10	22	360	6.11
13.	Pat Raymond-iverson	UT	1-12	17	240	7.08
14.	Rebecca Riddle	NY	1-12	17	520	3.27

ELDER MEN'S CHAMPIONSHIP CLASS

2014 WORLD TOURNAMENT



Pos	Name	Qualifying		Win-Loss	Points	Ringers	Shoes	R%
		Ave	State					
1.	David Holmes	80.83	WV	15-0	619	777	930	83.55
2.	Virgil Rife	78.59	OH	12-3	586	742	912	81.36
3.	Rich Pintor	74.67	CO	11-4	556	644	866	74.36
4.	Russ Phillips	72.00	WA	10-5	520	646	870	74.25
5.	JD Drake	68.28	MI	10-5	550	655	906	72.30
6.	Tom Hall	72.33	FL	9-6	529	655	914	71.66
7.	Gregg Craven	70.33	MO	8-7	479	547	760	71.97
8.	Roy Dugger	68.67	OH	7-8	417	631	888	71.06
9.	Roger Vogel	73.00	KS	6-9	480	654	938	69.72
10.	Herschel Walters	75.33	IN	6-9	400	534	796	67.09
11.	Richard Altis	74.00	MO	5-10	400	589	838	70.29
12.	Bobby Fields	70.16	TN	5-10	426	598	882	67.80
13.	Sig Armitage	71.67	MN	5-10	429	566	838	67.54
14.	Lawrence Hinton	69.50	MI	4-11	445	542	812	66.75
15.	Paul McGee	69.06	MD	4-11	424	590	888	66.44
16.	Charles Gray	68.50	TN	3-12	342	491	766	64.10

1. David Holmes 15-0						
	Opponent	Score	Ringers	Shoes	%	
1.	JD Drake	42/8	48	54	88.80	
2.	Charles Gray	41/17	47	56	83.90	
3.	Roy Dugger	41/13	36	44	81.80	
4.	Paul McGee	42/15	46	54	85.10	
5.	Lawrence Hinton	41/22	46	58	79.30	
6.	Bobby Fields	42/10	40	46	86.90	
7.	Gregg Craven	42/10	37	42	88.10	
8.	Sig Armitage	40/26	52	64	81.20	
9.	Russ Phillips	42/18	49	64	76.50	
10.	Roger Vogel	40/28	49	60	81.60	
11.	Tom Hall	41/38	78	94	82.90	
12.	Richard Altis	42/18	52	60	86.60	
13.	Rich Pintor	42/21	61	74	82.40	
14.	Herschel Walters	41/15	47	56	83.90	
15.	Virgil Rife	40/34	89	104	85.50	
			619	777	930	83.55

3. Rich Pintor 11-4						
	Opponent	Score	Ringers	Shoes	%	
1.	Paul McGee	42/27	38	54	70.30	
2.	JD Drake	41/31	56	72	77.70	
3.	Charles Gray	25/42	49	70	70.00	
4.	Roy Dugger	40/9	31	36	86.10	
5.	Sig Armitage	42/18	39	52	75.00	
6.	Lawrence Hinton	41/17	26	38	68.40	
7.	Bobby Fields	34/42	67	90	74.40	
8.	Gregg Craven	18/40	31	48	64.50	
9.	Richard Altis	40/9	31	36	86.10	
10.	Tom Hall	41/26	37	52	71.10	
11.	Russ Phillips	42/18	36	48	75.00	
12.	Roger Vogel	40/24	41	54	75.90	
13.	David Holmes	21/42	54	74	72.90	
14.	Virgil Rife	45/35	71	92	77.10	
15.	Herschel Walters	44/24	37	50	74.00	
			556	644	866	74.36

5. JD Drake 10-5						
	Opponent	Score	Ringers	Shoes	%	
1.	David Holmes	8/42	36	54	66.60	
2.	Rich Pintor	31/41	52	72	72.20	
3.	Herschel Walters	41/38	65	88	73.80	
4.	Virgil Rife	35/40	38	58	65.50	
5.	Richard Altis	43/31	51	70	72.80	
6.	Russ Phillips	36/40	52	72	72.20	
7.	Tom Hall	41/15	42	52	80.70	
8.	Roger Vogel	40/21	38	52	73.00	
9.	Sig Armitage	41/15	46	60	76.60	
10.	Bobby Fields	42/19	37	52	71.10	
11.	Lawrence Hinton	40/30	43	64	67.10	
12.	Gregg Craven	41/38	53	72	73.60	
13.	Paul McGee	42/12	40	54	74.00	
14.	Roy Dugger	28/41	39	56	69.60	
15.	Charles Gray	41/7	23	30	76.60	
			550	655	906	72.30

7. Gregg Craven 8-7						
	Opponent	Score	Ringers	Shoes	%	
1.	Tom Hall	34/42	47	70	67.10	
2.	Roger Vogel	42/37	58	80	72.50	
3.	Richard Altis	45/4	31	34	91.10	
4.	Russ Phillips	23/44	44	66	66.60	
5.	Herschel Walters	41/9	21	26	80.70	
6.	Virgil Rife	3/40	22	36	61.10	
7.	David Holmes	10/42	26	42	61.90	
8.	Rich Pintor	40/18	39	48	81.20	
9.	Charles Gray	40/9	37	44	84.00	
10.	Paul McGee	45/12	45	54	83.30	
11.	Roy Dugger	16/42	34	54	62.90	
12.	JD Drake	38/41	52	72	72.20	
13.	Bobby Fields	20/40	26	44	59.00	
14.	Lawrence Hinton	42/32	35	50	70.00	
15.	Sig Armitage	40/17	30	40	75.00	
			479	547	760	71.97

2. Virgil Rife 12-3						
	Opponent	Score	Ringers	Shoes	%	
1.	Charles Gray	40/4	35	42	83.30	
2.	Roy Dugger	41/12	54	62	87.10	
3.	Paul McGee	40/31	43	58	74.10	
4.	JD Drake	40/35	39	58	67.20	
5.	Bobby Fields	40/29	53	66	80.30	
6.	Gregg Craven	40/3	34	36	94.40	
7.	Sig Armitage	42/7	38	42	90.40	
8.	Lawrence Hinton	40/10	31	38	81.50	
9.	Tom Hall	27/40	53	70	75.70	
10.	Richard Altis	42/15	41	50	82.00	
11.	Roger Vogel	42/11	57	66	86.30	
12.	Russ Phillips	41/26	64	76	84.20	
13.	Herschel Walters	42/6	45	52	86.50	
14.	Rich Pintor	35/45	69	92	75.00	
15.	David Holmes	34/40	86	104	82.60	
			586	742	912	81.36

4. Russ Phillips 10-5						
	Opponent	Score	Ringers	Shoes	%	
1.	Sig Armitage	40/24	46	62	74.10	
2.	Lawrence Hinton	40/13	30	40	75.00	
3.	Bobby Fields	30/40	33	50	66.00	
4.	Gregg Craven	44/23	51	66	77.20	
5.	Paul McGee	41/13	40	52	76.90	
6.	JD Drake	40/36	54	72	75.00	
7.	Charles Gray	41/11	29	38	76.30	
8.	Roy Dugger	40/14	54	62	87.10	
9.	David Holmes	18/42	41	64	64.00	
10.	Herschel Walters	41/8	33	44	75.00	
11.	Rich Pintor	18/42	30	48	62.50	
12.	Virgil Rife	26/41	59	76	77.60	
13.	Richard Altis	21/42	53	74	71.60	
14.	Roger Vogel	40/24	46	62	74.10	
15.	Tom Hall	40/26	47	60	78.30	
			520	646	870	74.25

6. Tom Hall 9-6						
	Opponent	Score	Ringers	Shoes	%	
1.	Gregg Craven	42/34	49	70	70.00	
2.	Sig Armitage	40/31	33	52	63.40	
3.	Lawrence Hinton	40/27	36	52	69.20	
4.	Bobby Fields	36/40	54	78	69.20	
5.	Roy Dugger	40/15	32	38	84.20	
6.	Paul McGee	42/25	43	58	74.10	
7.	JD Drake	15/41	33	52	63.40	
8.	Charles Gray	40/26	38	58	65.50	
9.	Virgil Rife	40/27	56	70	80.00	
10.	Rich Pintor	26/41	31	52	59.60	
11.	David Holmes	38/41	77	94	81.90	
12.	Herschel Walters	42/14	37	50	74.00	
13.	Roger Vogel	42/34	44	62	70.90	
14.	Richard Altis	20/40	50	68	73.50	
15.	Russ Phillips	26/40	42	60	70.00	
			529	655	914	71.66

8. Roy Dugger 7-8						
	Opponent	Score	Ringers	Shoes	%	
1.	Herschel Walters	18/42	27	44	61.30	
2.	Virgil Rife	12/41	44	62	70.90	
3.	David Holmes	13/41	27	44	61.30	
4.	Rich Pintor	9/40	21	36	58.30	
5.	Tom Hall	15/40	24	38	63.10	
6.	Roger Vogel	33/42	38	62	61.20	
7.	Richard Altis	16/40	38	58	65.50	
8.	Russ Phillips	14/40	45	62	72.50	
9.	Bobby Fields	41/27	65	76	85.50	
10.	Sig Armitage	41/27	64	84	76.10	
11.	Gregg Craven	42/16	42	54	77.70	
12.	Lawrence Hinton	40/38	61	86	70.90	
13.	Charles Gray	42/36	52	72	72.20	
14.	JD Drake	41/28	43	56	76.70	
15.	Paul McGee	40/21	40	54	74.00	
			417	631	888	71.06

9. Roger Vogel 6-9

Opponent	Score	Ringers	Shoes	%	
1. Bobby Fields	40/30	42	58	72.40	
2. Gregg Craven	37/42	55	80	68.70	
3. Sig Armitage	41/27	50	64	78.10	
4. Lawrence Hinton	40/31	60	80	75.00	
5. Charles Gray	42/31	42	58	72.40	
6. Roy Dugger	42/33	42	62	67.70	
7. Paul McGee	35/40	47	76	61.80	
8. JD Drake	21/40	32	52	61.50	
9. Herschel Walters	42/18	38	50	76.00	
10. David Holmes	28/40	45	60	75.00	
11. Virgil Rife	11/42	47	66	71.20	
12. Rich Pintor	24/40	37	54	68.50	
13. Tom Hall	34/42	41	62	66.10	
14. Russ Phillips	24/40	41	62	66.10	
15. Richard Altis	19/41	35	54	64.80	
		480	654	938	69.72

11. Richard Altis 5-10

Opponent	Score	Ringers	Shoes	%	
1. Lawrence Hinton	12/41	25	44	56.80	
2. Bobby Fields	45/16	35	46	76.00	
3. Gregg Craven	4/45	17	34	50.00	
4. Sig Armitage	26/42	53	72	73.60	
5. JD Drake	31/43	47	70	67.10	
6. Charles Gray	27/41	29	48	60.40	
7. Roy Dugger	40/16	46	58	79.30	
8. Paul McGee	34/45	46	68	67.60	
9. Rich Pintor	9/40	21	36	58.30	
10. Virgil Rife	15/42	33	50	66.00	
11. Herschel Walters	16/42	34	56	60.70	
12. David Holmes	18/42	44	60	73.30	
13. Russ Phillips	42/21	60	74	81.00	
14. Tom Hall	40/20	57	68	83.80	
15. Roger Vogel	41/19	42	54	77.70	
		400	589	838	70.29

13. Sig Armitage 5-10

Opponent	Score	Ringers	Shoes	%	
1. Russ Phillips	24/40	41	62	66.10	
2. Tom Hall	31/40	30	52	57.60	
3. Roger Vogel	27/41	45	64	70.30	
4. Richard Altis	42/26	58	72	80.50	
5. Rich Pintor	18/42	31	52	59.60	
6. Herschel Walters	42/13	29	34	85.20	
7. Virgil Rife	7/42	26	42	61.90	
8. David Holmes	26/40	47	64	73.40	
9. JD Drake	15/41	38	60	63.30	
10. Roy Dugger	27/41	58	84	69.00	
11. Charles Gray	40/27	33	46	71.70	
12. Paul McGee	42/39	42	62	67.70	
13. Lawrence Hinton	41/32	37	54	68.50	
14. Bobby Fields	30/42	29	50	58.00	
15. Gregg Craven	17/40	22	40	55.00	
		429	566	838	67.54

15. Paul McGee 4-11

Opponent	Score	Ringers	Shoes	%	
1. Rich Pintor	27/42	33	54	61.10	
2. Herschel Walters	30/42	39	56	69.60	
3. Virgil Rife	31/40	40	58	68.90	
4. David Holmes	15/42	38	54	70.30	
5. Russ Phillips	13/41	32	52	61.50	
6. Tom Hall	25/42	38	58	65.50	
7. Roger Vogel	40/35	50	76	65.70	
8. Richard Altis	45/34	50	68	73.50	
9. Lawrence Hinton	32/40	41	62	66.10	
10. Gregg Craven	12/45	35	54	64.80	
11. Bobby Fields	41/18	43	60	71.60	
12. Sig Armitage	39/42	42	62	67.70	
13. JD Drake	12/42	31	54	57.40	
14. Charles Gray	41/28	44	66	66.60	
15. Roy Dugger	21/40	34	54	62.90	
		424	590	888	66.44

10. Herschel Walters 6-9

Opponent	Score	Ringers	Shoes	%	
1. Roy Dugger	42/18	34	44	77.20	
2. Paul McGee	42/30	42	56	75.00	
3. JD Drake	38/41	63	88	71.50	
4. Charles Gray	45/22	42	56	75.00	
5. Gregg Craven	9/41	11	26	42.30	
6. Sig Armitage	13/42	19	34	55.80	
7. Lawrence Hinton	42/32	52	70	74.20	
8. Bobby Fields	42/37	46	64	71.80	
9. Roger Vogel	18/42	30	50	60.00	
10. Russ Phillips	8/41	23	44	52.20	
11. Richard Altis	42/16	41	56	73.20	
12. Tom Hall	14/42	28	50	56.00	
13. Virgil Rife	6/42	34	52	65.30	
14. David Holmes	15/41	39	56	69.60	
15. Rich Pintor	24/44	30	50	60.00	
		400	534	796	67.09

12. Bobby Fields 5-10

Opponent	Score	Ringers	Shoes	%	
1. Roger Vogel	30/40	40	58	68.90	
2. Richard Altis	16/45	26	46	56.50	
3. Russ Phillips	40/30	35	50	70.00	
4. Tom Hall	40/36	56	78	71.70	
5. Virgil Rife	29/40	49	66	74.20	
6. David Holmes	10/42	29	46	63.00	
7. Rich Pintor	42/34	69	90	76.60	
8. Herschel Walters	37/42	45	64	70.30	
9. Roy Dugger	27/41	61	76	80.20	
10. JD Drake	19/42	28	52	53.80	
11. Paul McGee	18/41	35	60	58.30	
12. Charles Gray	19/41	31	54	57.40	
13. Gregg Craven	40/20	33	44	75.00	
14. Sig Armitage	42/30	33	50	66.00	
15. Lawrence Hinton	17/40	28	48	58.30	
		426	598	882	67.80


14. Lawrence Hinton 4-11

Opponent	Score	Ringers	Shoes	%	
1. Richard Altis	41/12	35	44	79.50	
2. Russ Phillips	13/40	21	40	52.50	
3. Tom Hall	27/40	32	52	61.50	
4. Roger Vogel	31/40	56	80	70.00	
5. David Holmes	22/41	40	58	68.90	
6. Rich Pintor	17/41	18	38	47.30	
7. Herschel Walters	32/42	49	70	70.00	
8. Virgil Rife	10/40	21	38	55.20	
9. Paul McGee	40/32	43	62	69.30	
10. Charles Gray	40/0	27	28	96.40	
11. JD Drake	30/40	38	64	59.30	
12. Roy Dugger	38/40	60	86	69.70	
13. Sig Armitage	32/41	35	54	64.80	
14. Gregg Craven	32/42	32	50	64.00	
15. Bobby Fields	40/17	35	48	72.90	
		445	542	812	66.75


16. Charles Gray 3-12

Opponent	Score	Ringers	Shoes	%	
1. Virgil Rife	4/40	24	42	57.10	
2. David Holmes	17/41	39	56	69.60	
3. Rich Pintor	42/25	55	70	78.50	
4. Herschel Walters	22/45	35	56	62.50	
5. Roger Vogel	31/42	39	58	67.20	
6. Richard Altis	41/27	33	48	68.70	
7. Russ Phillips	11/41	19	38	50.00	
8. Tom Hall	26/40	35	58	60.30	
9. Gregg Craven	9/40	26	44	59.00	
10. Lawrence Hinton	0/40	14	28	50.00	
11. Sig Armitage	27/40	29	46	63.00	
12. Bobby Fields	41/19	40	54	74.00	
13. Roy Dugger	36/42	51	72	70.80	
14. Paul McGee	28/41	40	66	60.60	
15. JD Drake	7/41	12	30	40.00	
		342	491	766	64.10


Elders A		State	Win-Loss	Ringers	Shoes	R%
1.	Virgil Rife	OH	13-3	503	640	78.59
2.	Bobby Fields	TN	12-4	449	640	70.16
3.	Tom Hall	FL	11-4	434	600	72.33
4.	David Holmes	WV	10-5	485	600	80.83
5.	Herschel Walters	IN	10-5	452	600	75.33
6.	Roger Vogel	KS	10-5	438	600	73.00
7.	Sig Armitage	MN	10-5	430	600	71.67
8.	Rich Pintor	CO	9-6	448	600	74.67
9.	Roy Dugger	OH	8.5-6.5	412	600	68.67
10.	Gregg Craven	MO	7.5-7.5	422	600	70.33
11.	Russ Phillips	WA	6-9	432	600	72.00
12.	Ronald R. LeGrand	MO	4-11	396	600	66.00
13.	James Cooper	TN	4-11	384	600	64.00
14.	Kurt von Kleist Jr.	PA	3-12	366	600	61.00
15.	Ted Sprinkle	IN	2-13	310	600	51.67
16.	Ron Button	WI	1-14	369	600	61.50




Elders B		State	Win-Loss	Ringers	Shoes	R%
1.	JD Drake	MI	13.5-2.5	437	640	68.28
2.	Paul McGee	MD	12.5-3.5	442	640	69.06
3.	Larry Deck	FL	11-4	386	600	64.33
4.	George Huntington	IL	10.5-4.5	390	600	65.00
5.	Daniel F Dunn	IN	10.5-4.5	386	600	64.33
6.	Mick Gillette	MO	10-5	373	600	62.17
7.	Charles Short	NJ	8-7	387	600	64.50
8.	Bob Vandivier	IL	7-8	379	600	63.17
9.	Warren Moore	PA	6.5-8.5	349	600	58.17
10.	Dennis Reid	IL	6-9	385	600	64.17
11.	Kenneth Tate	IL	6-9	384	600	64.00
12.	Maurice D Labreche	ON	6-9	369	600	61.50
13.	Robert Moulin	FL	5-10	352	600	58.67
14.	Larry Myers	GA	4.5-10.5	352	600	58.67
15.	Tom Reynolds	OH	4-11	363	600	60.50



Elders C		State	Win-Loss	Ringers	Shoes	R%
1.	Lawrence Hinton	MI	14-1	417	600	69.50
2.	Charles Gray	TN	12-3	411	600	68.50
3.	Charles Dougherty	OH	11-4	393	600	65.50
4.	Doug Farnsworth	TN	10-5	380	600	63.33
5.	Roy Knight Sr	FL	9.5-5.5	359	600	59.83
6.	Paul Nelson	ME	9-6	373	600	62.17
7.	Arthur Ross	ID	8-7	374	600	62.33
8.	Marcus Rice	WV	7-8	353	600	58.83
9.	Jack Wagner	FL	6.5-8.5	319	600	53.17
10.	Alex Mrazik	CT	6-9	330	600	55.00
11.	Paul Sarette	NH	6-9	304	600	50.67
12.	Willie Booth	AR	6-9	299	600	49.83
13.	Bob Lautenschleger	OH	4.5-10.5	327	600	54.50
14.	Jack Snell	ON	4.5-10.5	311	600	51.83
15.	John Forehand	OH	4-11	315	600	52.50
16.	Toby Young	FL	2-13	298	600	49.67







Elders D		State	Win-Loss	Ringers	Shoes	R%
1.	Homer Page	PA	13-3	371	640	57.97
2.	Dale Catlin	NY	12-4	346	640	54.06
3.	Jerry Weller	MO	11-4	342	600	57.00
4.	Phil Plotke	WY	10.5-4.5	319	600	53.17
5.	Glenn Bogenschneider	WI	10-5	353	600	58.83
6.	Howard Barnett	WV	9-6	329	600	54.83
7.	Harold Combs	NM	9-6	319	600	53.17
8.	Paul Burkitt	OH	8-7	306	600	51.00
9.	Fred PrechtI	PA	8-7	296	600	49.33
10.	Ron Hopman	FL	7-8	293	600	48.83
11.	Ken Donahue	FL	6-9	299	600	49.83
12.	Dick Cooke	CT	6-9	292	600	48.67
13.	Larry Folkenroth	PA	4.5-10.5	267	600	44.50
14.	James K. Campbell	MI	4-11	257	600	42.83
15.	Charles Browning	KY	3-12	293	600	48.83



ELDER MEN'S DIVISION

ELDER MEN'S DIVISION



Elders E		State	Win-Loss	Ringers	Shoes	R%
1.	Richard Altis	MO	15-0	444	600	74.00
2.	Bert Logsdon	IA	14-1	402	600	67.00
3.	Albert Montroy	NY	11-4	335	600	55.83
4.	Jack Kearse	ON	9-6	330	600	55.00
5.	Dick Guill	OH	9-6	329	600	54.83
6.	Richard Nygaard	UT	8.5-6.5	319	600	53.17
7.	John Valks	ON	8-7	294	560	52.50
8.	Glenn King	OK	7-8	307	600	51.17
9.	Paul Howard	MI	7-8	299	600	49.83
10.	Jim Scully	CT	7-8	288	600	48.00
11.	Ray Haskins	PA	7-8	267	600	44.50
12.	Joe Belcavitch	PA	6-9	295	600	49.17
13.	Ivan Thompson	PA	5.5-9.5	298	600	49.67
14.	George Parsons	MI	4-11	258	600	43.00
15.	Craig Schadler	TN	2-13	78	200	39.00
16.	Ottie Reno	OH	0-15	14	40	35.00


Elders F		State	Win-Loss	Ringers	Shoes	R%
1.	Bob Knudtson	MN	13-2	319	600	53.17
2.	Maynard Warman	ME	10.5-4.5	337	600	56.17
3.	Don Potter	IN	10-5	316	600	52.67
4.	Henry Grulkowski	NY	10-5	308	600	51.33
5.	Henry Bass	KY	9.5-5.5	284	600	47.33
6.	Wayne Waggoner	IN	9-6	314	600	52.33
7.	Raymond St. John	OH	8-7	288	600	48.00
8.	Bill Sprague	IA	8-7	282	600	47.00
9.	Robert Wells	MI	7.5-7.5	278	600	46.33
10.	Bill Dannhauer	NH	7-8	301	600	50.17
11.	Douglas Brown	ON	7-8	258	600	43.00
12.	James Parr	CA	5.5-9.5	243	600	40.50
13.	Elwyn Cooper	MO	5-10	218	600	36.33
14.	Bud Murphy	NJ	4-11	242	600	40.33
15.	Frank Jones	TN	3.5-11.5	241	600	40.17
16.	Dave Bliss Sr	MA	2.5-12.5	200	600	33.33

Elders G		State	Win-Loss	Ringers	Shoes	R%
1.	Randall Kamm	MI	11-2	290	520	55.77
2.	Lawrence Osborne	TN	10.5-2.5	314	520	60.38
3.	Zane Goggin	GA	10.5-2.5	308	520	59.23
4.	Fred Shepard	CO	10-3	269	520	51.73
5.	Gene Bixler	PA	9-4	251	520	48.27
6.	Arie Sshaly	ON	8.5-4.5	258	520	49.62
7.	John Setzer	MO	7.5-5.5	243	520	46.73
8.	Carl Terrell	KS	6-7	231	520	44.42
9.	Richard Barrett	PA	5-8	225	520	43.27
10.	John Jansen	ON	4-9	236	520	45.38
11.	Wayne Parker	NJ	4-9	229	520	44.04
12.	Richard LaPointe	ME	4-9	215	520	41.35
13.	Drew Koteles	PA	1-12	84	360	23.33
14.	Neil Hartwig	KS	0-13	85	520	16.35


Elders H		State	Win-Loss	Ringers	Shoes	R%
1.	Harold Uncapher	NY	14-1	353	600	58.83
2.	Terry Cuthbertson	KS	12.5-2.5	281	600	46.83
3.	Bradley Johnson	NY	11-4	298	600	49.67
4.	Aubrey Walker	GA	10-5	234	600	39.00
5.	Rick Batson	IN	9.5-5.5	290	600	48.33
6.	Richard R Pike	NY	9-6	240	600	40.00
7.	Ray L. Welsh	OH	8-7	244	600	40.67
8.	Don Lachance	NH	8-7	209	600	34.83
9.	Irve Swihart	FL	7-8	246	600	41.00
10.	Jack Baldwin	OH	7-8	240	600	40.00
11.	Don Thornton	OH	7-8	226	600	37.67
12.	Clayton Champion	MI	6-9	229	600	38.17
13.	John Lisenby	PA	6-9	220	600	36.67
14.	Harvey Strausbaugh	OH	3-12	133	400	33.25
15.	Charlie Lytle	ME	2-13	131	600	21.83
16.	Tino Deangelo	NY	0-15	0	0	0.00

ELDER MEN'S DIVISION


Elders J		State	Win-Loss	Ringers	Shoes	R%
1.	Kermit Greer	MD	13-2	320	600	53.33
2.	Wilbur Gabel	ND	11.5-3.5	244	600	40.67
3.	Alberto Alves	ON	10-5	298	600	49.67
4.	Larry Munn	GA	10-5	232	600	38.67
5.	Ray Hall	OH	9-6	259	600	43.17
6.	Tom Kirk	OH	8-7	246	600	41.00
7.	Joe Dominelli	DE	7.5-7.5	258	600	43.00
8.	Meredith Kahrig	OH	7-8	256	600	42.67
9.	Melvin Miller	OH	7-8	248	600	41.33
10.	Carl Massey	NC	7-8	234	600	39.00
11.	Charles Pulley	IN	6-9	219	600	36.50
12.	Jim Hirst	DE	6-9	213	600	35.50
13.	Harold Boden	IA	6-9	187	600	31.17
14.	Jim Costa	NV	5.5-9.5	223	600	37.17
15.	Earl Luther	CA	4.5-10.5	201	600	33.50
16.	Ken Page	ON	2-13	204	600	34.00




Elders J		State	Win-Loss	Ringers	Shoes	R%
1.	Granville R Weakley	VA	12-3	301	600	50.17
2.	Bob Brown	PA	11-4	284	600	47.33
3.	Freddie Smith	TN	11-4	273	600	45.50
4.	Harry Ellout	MI	10-5	286	600	47.67
5.	Ken Wilhelm	WV	10-5	272	600	45.33
6.	Roland Dube	CT	10-5	261	600	43.50
7.	Walter K Jones	FL	9-6	249	600	41.50
8.	Pat O'Connor	NJ	8.5-6.5	244	600	40.67
9.	Thomas Paradee	VT	8.5-6.5	232	600	38.67
10.	Mel Yockstick	CO	8-7	223	600	37.17
11.	Alexandre Maurice	QC	5-10	174	600	29.00
12.	Paul Cloutier	ME	5-10	136	600	22.67
13.	Dale Ackman	MN	4.5-10.5	203	600	33.83
14.	Ronald Poormon	NY	4-11	178	600	29.67
15.	John Cornwall	MI	3.5-11.5	197	600	32.83
16.	Clifford B Bidwell	NY	0-15	158	600	26.33




Elders K		State	Win-Loss	Ringers	Shoes	R%
1.	Chuck Poole	GA	14-1	289	600	48.17
2.	Richard Reina	MO	11-4	236	600	39.33
3.	Mark J Riley	NY	10-5	256	600	42.67
4.	Charles Pressley	NC	9.5-5.5	255	600	42.50
5.	Paul Mattson	MI	9.5-5.5	251	600	41.83
6.	Jim Thompson	PA	9-6	242	600	40.33
7.	Paul Sanchez	ON	8.5-6.5	250	600	41.67
8.	Dave Shreve	IL	8-7	170	600	28.33
9.	Gary Hinrichs	IA	7-8	208	600	34.67
10.	Terry Highley	MO	7-8	207	600	34.50
11.	Dave Amorose	IL	7-8	197	600	32.83
12.	Lee Campbell	AL	6.5-8.5	212	600	35.33
13.	Will Ashworth	NH	5-10	202	600	33.67
14.	John Olson	WI	5-10	134	600	22.33
15.	Charles E Reigles	NY	1.5-13.5	141	600	23.50
16.	Jerry Schroeder	WI	1.5-13.5	109	600	18.17




Elders L		State	Win-Loss	Ringers	Shoes	R%
1.	Chuck Warner	OH	13.5-1.5	242	600	40.33
2.	Gaston Dallaire	ON	13-2	261	600	43.50
3.	Lyle Congdon	MI	13-2	245	600	40.83
4.	Vine Marks	SD	12-3	251	600	41.83
5.	Marty Wabich	GA	8-7	232	600	38.67
6.	Jim Henderson	GA	8-7	203	600	33.83
7.	Peter A Back Sr	NY	8-7	196	600	32.67
8.	Bob Molnar	OH	7-8	245	600	40.83
9.	Bud Davis	ON	7-8	222	600	37.00
10.	Donald Beam	FL	6.5-8.5	217	600	36.17
11.	Jim Ganther	WI	5-10	183	600	30.50
12.	Harry Kostiuik	AB	5-10	180	600	30.00
13.	Bob Heron	ON	4-11	201	600	33.50
14.	Park Rauch	NY	4-11	131	600	21.83
15.	Bill McGlynn	NY	3-12	180	600	30.00
16.	Dale E Stephenson	IN	3-12	163	600	27.17




ELDER MEN'S DIVISION




Elders M		State	Win-Loss	Ringers	Shoes	R%
1.	Larry Cawby	IN	15-0	245	600	40.83
2.	Jack Myers	PA	14-1	255	600	42.50
3.	Stan Jacobs	MI	12-3	242	600	40.33
4.	Jerry R. Dugan	KS	10-5	212	600	35.33
5.	Gary Null	MO	8-7	209	600	34.83
6.	Carl Slevin	OH	8-7	208	600	34.67
7.	Don Batchelder	VT	8-7	192	600	32.00
8.	Jim Daniels	PA	7-8	183	600	30.50
9.	Charlie Baker	MO	6-9	191	600	31.83
10.	Berditte Finton	SD	5.5-9.5	176	600	29.33
11.	Anthony Lombardi	CA	5.5-9.5	146	600	24.33
12.	Art Jackson	OH	5-10	227	600	37.83
13.	Kenneth Drury	ON	5-10	179	600	29.83
14.	Pete Pintor	CO	4-11	160	600	26.67
15.	Douglas Peoples	MO	4-11	138	600	23.00
16.	Denis Lacharite	QC	3-12	123	600	20.50



Elders N		State	Win-Loss	Ringers	Shoes	R%
1.	Joe Delaney	NY	12-3	215	600	35.83
2.	Hiram Paradee	VT	11-4	258	600	43.00
3.	Al Dodson	LA	11-4	229	600	38.17
4.	Dan Sanders	OH	11-4	228	600	38.00
5.	Ted Galvin	NY	11-4	204	600	34.00
6.	James E Gee	NY	10.5-4.5	219	600	36.50
7.	Ron Williamson	VT	10-5	180	600	30.00
8.	Terry Halvorsen	PA	9-6	163	600	27.17
9.	Melvin Cooper	TN	8.5-6.5	192	600	32.00
10.	Charles Mathis	GA	6.5-8.5	160	600	26.67
11.	Robert Carr	MI	5-10	157	600	26.17
12.	Ed Hill	IL	5-10	141	600	23.50
13.	Danny Neely	TN	4.5-10.5	100	400	25.00
14.	Boyd Stonerock	FL	3-12	164	600	27.33
15.	Lysle Smith	MI	2-13	103	600	17.17
16.	Norman Thoburn	ON	0-15	89	600	14.83




Elders O		State	Win-Loss	Ringers	Shoes	R%
1.	Paul Ram	NB	13-3	249	640	38.91
2.	John Brugger	WI	12-4	222	640	34.69
3.	Jerry Lothridge	IN	11-4	214	600	35.67
4.	Paul Tetreault	NH	10-5	209	600	34.83
5.	Dale Cole	NY	10-5	199	600	33.17
6.	Robert Cislo	NY	10-5	162	600	27.00
7.	William Mecholsky	NJ	9-6	180	600	30.00
8.	Lee Howington	GA	9-6	171	600	28.50
9.	Bob Wegman	IL	8-7	199	600	33.17
10.	Harvey Kooy	CA	8-7	165	600	27.50
11.	Jim A Watson	IN	5-10	174	600	29.00
12.	Ronald W Salyer	NY	5-10	143	600	23.83
13.	Ron Weiss	PA	4-11	113	600	18.83
14.	Ralph Caughlin	PA	4-11	98	600	16.33
15.	Wayne Hohenstein	MN	2-13	167	600	27.83
16.	Donald Parkes	VA	1-14	100	400	25.00




Elders P		State	Win-Loss	Ringers	Shoes	R%
1.	Jon Wylie	NC	13-3	187	640	29.22
2.	Lawrence Kiff	MA	12-4	157	640	24.53
3.	Dan Martin	CA	10-5	146	600	24.33
4.	Charles Bunner	WV	9-6	189	600	31.50
5.	Leo Disbrow	NY	9-6	161	600	26.83
6.	William F Burgard	FL	8-7	164	600	27.33
7.	Tim Wilson	VT	8-7	148	600	24.67
8.	Don Guthridge	PA	8-7	130	600	21.67
9.	Malvin Alkire	IN	7-8	127	600	21.17
10.	Bob Carlson	FL	7-8	126	600	21.00
11.	Trieste Embro	ON	6-9	137	600	22.83
12.	Thomas J Guley	NY	6-9	107	600	17.83
13.	Roy Evans	MO	5-10	138	600	23.00
14.	Jim Hinton	IN	5-10	127	600	21.17
15.	Robert Beagle	MI	4-11	101	600	16.83
16.	Stanley Champion	FL	4-11	77	600	12.83


Elders Q		State	Win-Loss	Ringers	Shoes	R%
1.	Brady Craven	MO	11-2	174	520	33.46
2.	Robert K Berninger	NY	10-3	169	520	32.50
3.	Joe Hubert	NJ	9-4	166	520	31.92
4.	Eugene James	NY	8-5	156	520	30.00
5.	Don Fleissner	KY	8-5	109	520	20.96
6.	Arnold Crow	AR	7.5-5.5	135	520	25.96
7.	Mac Fuller	UT	7.5-5.5	126	520	24.23
8.	Robert Schiller	CA	7.5-5.5	115	520	22.12
9.	Bernie Human	WI	6.5-6.5	131	520	25.19
10.	Dave Ackley	OH	5-8	111	520	21.35
11.	Thomas J Flaherty	FL	4-9	76	520	14.62
12.	Pat Card	MI	3-10	105	520	20.19
13.	Joe Pillion	OH	2-11	79	520	15.19
14.	Mid Kitchen	ON	2-11	74	520	14.23



Elders R		State	Win-Loss	Ringers	Shoes	R%
1.	Lee Wilcox	FL	11-2	81	520	15.58
2.	Albert W Buckland	NY	10-3	143	520	27.50
3.	Chester Szuber	MI	10-3	119	520	22.88
4.	Robert L Chadwick Sr	NY	10-3	111	520	21.35
5.	Walter Burtner	PA	8-5	143	520	27.50
6.	Harvey Hayes	PA	8-5	95	520	18.27
7.	George Chichura	MO	7-6	80	520	15.38
8.	Donald H McCray	NY	6-7	96	520	18.46
9.	Larry Fouche	IN	6-7	73	520	14.04
10.	Roger Yocom	OH	5-8	98	520	18.85
11.	Arthur Mitchell	NY	5-8	67	520	12.88
12.	Mike Hannon	NH	4-9	69	520	13.27
13.	Wayne Hodgins	BC	1-12	22	520	4.23
14.	Bill Hively	IN	0-13	0	0	0.00



Elders S		State	Win-Loss	Ringers	Shoes	R%
1.	Channing Funk	AZ	12-1	123	520	23.65
2.	Bob Cutright Sr.	MO	10-3	62	520	11.92
3.	Gordon Obenour	OH	10-3	57	520	10.96
4.	Rodger F James Sr	NY	9-4	77	520	14.81
5.	Robert W Best Jr	NY	7.5-5.5	85	520	16.35
6.	Edgar Turner	MA	7-6	69	520	13.27
7.	Bill Cole	OH	6.5-6.5	91	520	17.50
8.	Homer Cain	OK	6-7	59	520	11.35
9.	Steven Schumann	KS	5.5-7.5	65	520	12.50
10.	Robert Watson	IN	5.5-7.5	47	520	9.04
11.	Rodney Mallinckrodt	MO	5-8	58	520	11.15
12.	Leonard Burke	OK	4-9	37	520	7.12
13.	Jack Raymond	UT	2-11	35	520	6.73
14.	Marvin Akkerman	MN	1-12	52	520	10.00




ELDER MEN'S DIVISION

SENIOR MEN'S CHAMPIONSHIP CLASS 2014 WORLD TOURNAMENT



Pos	Name	Qualifying		Win-Loss	Points	Ringers	Shoes	R%
		Ave	State					
1.	Raymond Bedard	67.17	MA	10-1	445	312	514	60.70
2.	Paul Bachelor	54.17	MI	8-3	399	281	556	50.54
3.	Gary Roberts	62.33	OH	7-4	404	325	568	57.22
4.	Tom Westbrook	48.83	SC	7-4	385	273	542	50.37
5.	James Dunlap	57.83	MI	7-4	401	273	546	50.00
6.	Roy Buhler	49.50	UT	6-5	349	265	516	51.36
7.	Bill Navratil	50.17	CT	6-5	370	263	560	46.96
8.	Duncan Mckenzie	56.67	NS	5-6	411	314	570	55.09
9.	Delbert Fourman	48.00	OH	4-7	281	205	520	39.42
10.	Jerry Roberts	46.33	TN	3-8	264	206	530	38.87
11.	Pidge Cole	46.83	NY	2-9	280	234	510	45.88
12.	Joe Orihood	46.83	OH	1-10	290	236	564	41.84



1. Raymond Bedard 10-1						
	Opponent	Score	Ringers	Shoes	%	
1.	Jerry Roberts	40/17	25	44	56.80	
2.	Joe Orihood	45/17	31	52	59.60	
3.	Pidge Cole	41/18	22	34	64.70	
4.	Delbert Fourman	42/14	26	38	68.40	
5.	Tom Westbrook	41/14	26	40	65.00	
6.	Roy Buhler	41/22	25	44	56.80	
7.	Bill Navratil	43/7	23	32	71.80	
8.	Paul Bachelor	41/39	35	68	51.40	
9.	Duncan Mckemzie	41/31	36	54	66.60	
10.	James Dunlap	28/40	29	56	51.70	
11.	Gary Roberts	42/24	34	52	65.30	
			445	312	514	60.70

2. Paul Bachelor 8-3						
	Opponent	Score	Ringers	Shoes	%	
1.	Tom Westbrook	40/30	32	58	55.10	
2.	Roy Buhler	14/41	13	38	34.20	
3.	Jerry Roberts	42/11	21	32	65.60	
4.	Joe Orihood	41/20	20	38	52.60	
5.	Pidge Cole	40/37	27	56	48.20	
6.	Delbert Fourman	44/21	23	46	50.00	
7.	James Dunlap	18/40	16	42	38.10	
8.	Raymond Bedard	39/41	35	68	51.40	
9.	Bill Navratil	40/30	28	56	50.00	
10.	Gary Roberts	41/20	37	64	57.80	
11.	Duncan Mckemzie	40/36	29	58	50.00	
			399	281	556	50.54

3. Gary Roberts 7-4						
	Opponent	Score	Ringers	Shoes	%	
1.	Joe Orihood	41/34	29	52	55.70	
2.	Pidge Cole	42/25	32	50	64.00	
3.	Delbert Fourman	41/12	26	40	65.00	
4.	Tom Westbrook	33/42	28	56	50.00	
5.	Roy Buhler	42/7	30	38	78.90	
6.	Jerry Roberts	42/11	23	50	46.00	
7.	Duncan Mckemzie	32/42	31	58	53.40	
8.	Bill Navratil	45/24	35	54	64.80	
9.	James Dunlap	42/32	31	54	57.40	
10.	Paul Bachelor	20/41	31	64	48.40	
11.	Raymond Bedard	24/42	29	52	55.70	
			404	325	568	57.22

4. Tom Westbrook 7-4						
	Opponent	Score	Ringers	Shoes	%	
1.	Paul Bachelor	30/40	27	58	46.50	
2.	Duncan Mckemzie	41/36	31	60	51.60	
3.	James Dunlap	41/37	30	56	53.50	
4.	Gary Roberts	42/33	29	56	51.70	
5.	Raymond Bedard	14/41	17	40	42.50	
6.	Bill Navratil	33/41	27	60	45.00	
7.	Pidge Cole	41/6	25	38	65.70	
8.	Jerry Roberts	40/12	22	42	52.30	
9.	Delbert Fourman	41/24	20	44	45.40	
10.	Joe Orihood	40/10	23	40	57.50	
11.	Roy Buhler	22/41	22	48	45.80	
			385	273	542	50.37

5. James Dunlap 7-4						
	Opponent	Score	Ringers	Shoes	%	
1.	Pidge Cole	42/17	22	44	50.00	
2.	Delbert Fourman	42/5	20	34	58.80	
3.	Tom Westbrook	37/41	30	56	53.50	
4.	Roy Buhler	43/19	35	56	62.50	
5.	Jerry Roberts	31/40	21	54	38.80	
6.	Joe Orihood	41/33	25	48	52.00	
7.	Paul Bachelor	40/18	22	42	52.30	
8.	Duncan Mckemzie	13/44	14	40	35.00	
9.	Gary Roberts	32/42	28	54	51.80	
10.	Raymond Bedard	40/28	32	56	57.10	
11.	Bill Navratil	40/38	24	62	38.70	
			401	273	546	50.00

6. Roy Buhler 6-5						
	Opponent	Score	Ringers	Shoes	%	
1.	Bill Navratil	40/21	20	40	50.00	
2.	Paul Bachelor	41/14	22	38	57.80	
3.	Duncan Mckemzie	20/40	24	52	46.10	
4.	James Dunlap	19/43	30	56	53.50	
5.	Gary Roberts	7/42	19	38	50.00	
6.	Raymond Bedard	22/41	18	44	40.90	
7.	Jerry Roberts	41/18	18	36	50.00	
8.	Joe Orihood	40/28	40	66	60.60	
9.	Pidge Cole	41/27	21	38	55.20	
10.	Delbert Fourman	37/41	25	60	41.60	
11.	Tom Westbrook	41/22	28	48	58.30	
			349	265	516	51.36

7. Bill Navratil 6-5						
	Opponent	Score	Ringers	Shoes	%	
1.	Roy Buhler	21/40	16	40	40.00	
2.	Jerry Roberts	41/22	26	50	52.00	
3.	Joe Orihood	42/24	23	46	50.00	
4.	Pidge Cole	42/38	32	64	50.00	
5.	Delbert Fourman	43/21	21	46	45.60	
6.	Tom Westbrook	41/33	30	60	50.00	
7.	Raymond Bedard	7/43	12	32	37.50	
8.	Gary Roberts	24/45	28	54	51.80	
9.	Paul Bachelor	30/40	24	56	42.80	
10.	Duncan Mckemzie	41/29	29	50	58.00	
11.	James Dunlap	38/40	22	62	35.40	
			370	263	560	46.96

8. Duncan Mckemzie 5-6						
	Opponent	Score	Ringers	Shoes	%	
1.	Delbert Fourman	34/40	23	52	44.20	
2.	Tom Westbrook	36/41	31	60	51.60	
3.	Roy Buhler	40/20	30	52	57.60	
4.	Jerry Roberts	43/25	34	56	60.70	
5.	Joe Orihood	36/41	25	58	43.10	
6.	Pidge Cole	40/1	24	32	75.00	
7.	Gary Roberts	42/32	36	58	62.00	
8.	James Dunlap	44/13	24	40	60.00	
9.	Raymond Bedard	31/41	32	54	59.20	
10.	Bill Navratil	29/41	27	50	54.00	
11.	Paul Bachelor	36/40	28	58	48.20	
			411	314	570	55.09

9. Delbert Fourman 4-7						
	Opponent	Score	Ringers	Shoes	%	
1.	Duncan Mckemzie	40/34	24	52	46.10	
2.	James Dunlap	5/42	9	34	26.40	
3.	Gary Roberts	12/41	16	40	40.00	
4.	Raymond Bedard	14/42	17	38	44.70	
5.	Bill Navratil	21/43	13	46	28.20	
6.	Paul Bachelor	21/44	18	46	39.10	
7.	Joe Orihood	42/30	23	62	37.10	
8.	Pidge Cole	20/40	21	46	45.60	
9.	Tom Westbrook	24/41	16	44	36.30	
10.	Roy Buhler	41/37	26	60	43.30	
11.	Jerry Roberts	41/26	22	52	42.30	
			281	205	520	39.42

10. Jerry Roberts 3-8						
	Opponent	Score	Ringers	Shoes	%	
1.	Raymond Bedard	17/40	19	44	43.10	
2.	Bill Navratil	22/41	21	50	42.00	
3.	Paul Bachelor	11/42	11	32	34.30	
4.	Duncan Mckemzie	25/43	27	56	48.20	
5.	James Dunlap	40/31	23	54	42.50	
6.	Gary Roberts	11/42	12	50	24.00	
7.	Roy Buhler	18/41	11	36	30.50	
8.	Tom Westbrook	12/40	14	42	33.30	
9.	Joe Orihood	40/34	25	54	46.30	
10.	Pidge Cole	42/29	26	60	43.30	
11.	Delbert Fourman	26/41	17	52	32.60	
			264	206	530	38.87

11. Pidge Cole 2-9

	Opponent	Score	Ringers	Shoes	%
1.	James Dunlap	17/42	16	44	36.30
2.	Gary Roberts	25/42	26	50	52.00
3.	Raymond Bedard	18/41	16	34	47.00
4.	Bill Navratil	38/42	30	64	46.80
5.	Paul Bachelor	37/40	28	56	50.00
6.	Duncan Mckemzie	1/40	12	32	37.50
7.	Tom Westbrook	6/41	14	38	36.80
8.	Delbert Fourman	40/20	27	46	58.70
9.	Roy Buhler	27/41	16	38	42.10
10.	Jerry Roberts	29/42	23	60	38.30
11.	Joe Orihood	42/19	26	48	54.10
		280	234	510	45.88




12. Joe Orihood 1-10

	Opponent	Score	Ringers	Shoes	%	
1.	Gary Roberts	34/41	25	52	48.00	
2.	Raymond Bedard	17/45	21	52	40.30	
3.	Bill Navratil	24/42	19	46	41.30	
4.	Paul Bachelor	20/41	14	38	36.80	
5.	Duncan Mckemzie	41/36	26	58	44.80	
6.	James Dunlap	33/41	22	48	45.80	
7.	Delbert Fourman	30/42	20	62	32.20	
8.	Roy Buhler	28/40	33	66	50.00	
9.	Jerry Roberts	34/40	22	54	40.70	
10.	Tom Westbrook	10/40	15	40	37.50	
11.	Pidge Cole	19/42	19	48	39.50	
			290	236	564	41.84

Senior Mens A	State	Win-Loss	Ringers	Shoes	R%
1.	Raymond Bedard	MA	15-0	403	67.17
2.	James Dunlap	MI	13-2	347	60.00
3.	Gary Roberts	OH	10.5-4.5	374	62.33
4.	Paul Bachelor	MI	9-6	325	60.00
5.	Duncan Mckemzie	NS	8.5-6.5	340	56.67
6.	Rich Knerem Sr.	OH	8.5-6.5	276	46.00
7.	Roy Buhler	UT	8-7	297	49.50
8.	Bill Navratil	CT	7.5-7.5	301	50.17
9.	Joe Orihood	OH	7.5-7.5	281	46.83
10.	Dennis Wilson	PA	7.5-7.5	277	46.17
11.	Frank Weaver Sr	ON	6-9	263	43.83
12.	Tom Westbrook	SC	5-10	293	48.83
13.	Michael Knop	IL	5-10	267	44.50
14.	Gregg Turner	KS	4.5-10.5	258	43.00
15.	Jim Bigelow	MA	4.5-10.5	253	42.17





Senior Mens B	State	Win-Loss	Ringers	Shoes	R%
1.	Jerry Roberts	TN	12-3	278	46.33
2.	Gary Proof	OH	11-4	268	44.67
3.	Delbert Fourman	OH	10-5	288	48.00
4.	Pidge Cole	NY	10-5	281	46.83
5.	Bill Koons	IL	9-6	269	44.83
6.	Jon Harris	CO	9-6	256	42.67
7.	Paul Jary	CT	9-6	216	36.00
8.	John Meyer	WI	8-7	273	45.50
9.	Don Harper	PA	8-7	240	40.00
10.	Al Ross	OK	7-8	261	43.50
11.	Al Huizenga	WI	7-8	259	43.17
12.	James Brooks	PA	7-8	224	37.33
13.	Glen E Hoppes	IN	6.5-8.5	233	38.83
14.	Frank Billingsley	AL	3-12	180	30.00
15.	Kerry Morris	WI	2-13	181	30.17
16.	Tim Eicher	PA	1.5-13.5	148	37.00

Senior Mens C	State	Win-Loss	Ringers	Shoes	R%
1.	Anthony T DiBesco	NY	14-1	264	44.00
2.	Steve Mikesell	OH	12.5-2.5	238	39.67
3.	Roger Higgins	MI	11.5-3.5	241	40.17
4.	Nick Longo	CT	9.5-5.5	185	30.83
5.	Bruce McLinn	WI	9-6	202	33.67
6.	Fredrick A Sheldon	NY	8.5-6.5	201	33.50
7.	James Boorum	FL	8-7	230	38.33
8.	James L Zimmerman	NY	8-7	195	32.50
9.	Dave Fisher	PA	8-7	190	31.67
10.	Richard Connelly	PA	5.5-9.5	193	32.17
11.	Leon Proper	PA	5.5-9.5	180	30.00
12.	James Miller	TX	5.5-9.5	149	24.83
13.	George Davis	CA	5-10	152	25.33
14.	Bill Strong	CT	4-11	147	24.50
15.	Rick Patchkowski	MI	3.5-11.5	140	23.33
16.	Mark Rice	WI	2-13	146	24.33



SENIOR MEN'S DIVISION

SENIOR MEN'S DIVISION




Senior Mens D		State	Win-Loss	Ringers	Shoes	R%
1.	Bob McKee	PA	13-2	258	600	43.00
2.	Hal Griswold	CA	12-3	178	600	29.67
3.	John Knapp Sr.	OH	11-4	228	600	38.00
4.	Dan Smith	OH	10-5	214	600	35.67
5.	Phil Anzalone	CT	10-5	199	600	33.17
6.	Charles Savoy	LA	10-5	172	600	28.67
7.	Ted Rayner	ON	8.5-6.5	184	600	30.67
8.	Charles Ball	FL	8-7	184	600	30.67
9.	Ralph Hanks	NY	8-7	157	600	26.17
10.	Steve Ruddock	CO	6-9	144	600	24.00
11.	Barry Goree	AL	6-9	130	600	21.67
12.	Bob Lemon	FL	5-10	153	600	25.50
13.	Jean Marie Laliberte	QC	5-10	149	600	24.83
14.	Alex Lyszczasz	NJ	4.5-10.5	151	600	25.17
15.	Jim Brandenburg	AR	3-12	146	600	24.33

Senior Mens E		State	Win-Loss	Ringers	Shoes	R%
1.	Sonny Allen	ME	12-3	155	600	25.83
2.	John Olsen	PA	11-4	199	600	33.17
3.	John Barney	CA	10.5-4.5	159	600	26.50
4.	LaVerne Schroeder	IL	9-6	167	600	27.83
5.	Alex Carson	AZ	9-6	163	600	27.17
6.	Gerald Hines	CT	9-6	160	600	26.67
7.	Ray Hudgins	GA	9-6	154	600	25.67
8.	Wayne McGehee	AL	8.5-6.5	167	600	27.83
9.	Normand Martin	QC	8-7	152	600	25.33
10.	Hector Forrest	ON	8-7	141	600	23.50
11.	Joseph Majkut	NY	8-7	139	600	23.17
12.	Rich Menton	DE	7-8	141	600	23.50
13.	Kervin Hoffer	PA	6-9	134	600	22.33
14.	Frank T Kwiatkowski	NY	4-11	130	600	21.67
15.	Don Conklin	CO	0-15	0	0	0.00

Senior Mens F		State	Win-Loss	Ringers	Shoes	R%
1.	William Drinnon	TN	15-1	209	640	32.66
2.	Terry Sternberg	WI	14-2	204	640	31.88
3.	Don Billingsley	GA	11-4	174	600	29.00
4.	Yvon Cote	ON	10-5	189	600	31.50
5.	Don Matzenbacher	IL	10-5	146	600	24.33
6.	Kenneth H Dombroski	NY	10-5	105	600	17.50
7.	Hershel Foster	AL	9-6	168	600	28.00
8.	Dick Scott	PA	7.5-7.5	110	600	18.33
9.	Lonnie Frank	MN	7.5-7.5	100	600	16.67
10.	Richard Pokojski	NY	7-8	136	600	22.67
11.	Robert McCullough	CT	5.5-9.5	72	600	12.00
12.	Sid Nute	CT	5-10	82	600	13.67
13.	Brian Porteous	ON	4.5-10.5	108	600	18.00
14.	Dale Stromberg	CO	3-12	82	600	13.67
15.	Duke McPherson	NY	2-13	58	600	9.67

Senior Mens G		State	Win-Loss	Ringers	Shoes	R%
1.	Carl Buchanan	FL	13.5-3.5	199	680	29.26
2.	Harry Menegay	OH	13.5-3.5	160	680	23.53
3.	Norm Demers	MA	13-4	138	680	20.29
4.	Roy Stallsmith	NM	12-5	148	680	21.76
5.	Ken Rodenberg	CO	12-5	124	680	18.24
6.	Richard Kosko	NY	11.5-5.5	132	680	19.41
7.	Craig Brown	VT	10.5-6.5	152	680	22.35
8.	Wayne Callicoatte	TX	10-7	102	680	15.00
9.	Lionel Bernard	ON	9.5-7.5	140	680	20.59
10.	Maurice Ferris	ON	9.5-7.5	115	680	16.91
11.	Bruce Rodgers	ON	9-8	177	680	26.03
12.	Ray Roseboom	ON	8-9	106	680	15.59
13.	Louis Gaudet	LA	6.5-10.5	106	680	15.59
14.	Tom Markle	PA	6-11	81	680	11.91
15.	Pete Glennon	VT	4.5-12.5	50	480	10.42
16.	Paul Watson	ON	2-15	41	440	9.32
17.	Jim Quist	WA	1-16	83	680	12.21

Senior Mens H	State	Win-Loss	Ringers	Shoes	R%
1. David Everitt	NJ	14-2	122	640	19.06
2. Donovan Floming	IL	13-3	118	640	18.44
3. Johney Vanderburg	OK	10-5	83	600	13.83
4. James Bond	CO	9.5-5.5	92	600	15.33
5. David L. Smith	NY	9.5-5.5	77	600	12.83
6. Edward Duda	NY	9-6	125	600	20.83
7. Richard Delotto	NY	8.5-6.5	77	600	12.83
8. Larry Huff	VA	6.5-8.5	100	600	16.67
9. Walter Leis	ON	6-9	98	600	16.33
10. Lyle A Dorler	NY	6-9	82	600	13.67
11. Robert W Trank	NY	6-9	66	600	11.00
12. Rich Mangus	PA	6-9	64	600	10.67
13. Richard Szabo	OH	5.5-9.5	66	600	11.00
14. William Boggers	NY	5-10	41	600	6.83
15. Lewis Ayers	OH	4-11	85	600	14.17
16. Gregg Orcutt	NY	2.5-12.5	63	600	10.50




**SENIOR MEN'S
DIVISION**

SENIOR WOMEN'S CHAMPIONSHIP CLASS

2014 WORLD TOURNAMENT

Pos	Name	Ave	State	Win-Loss	Points	Ringers	Shoes	R%
1.	Ruth Rife	72.67	OH	7-1	309	283	382	74.08
2.	Sheila Shepard	71.73	CO	6-2	294	265	374	70.86
3.	Marlene Cooper	64.83	OH	4-3	225	174	282	61.70
4.	Peggy Stitt	58.17	MI	4-3	228	211	348	60.63
5.	Audra Craven	52.17	MO	4-3	226	174	312	55.77
6.	Janet Anzalone	53.46	CT	2-5	157	153	296	51.69
7.	Carolyn F Slaughter	49.42	NY	2-5	152	137	280	48.93
8.	Georgia McCormick	50.19	VT	0-7	22	45	110	40.91



1. Ruth Rife 7-1

Opponent	Score	Ringers	Shoes	%	
1. Carolyn F Slaughter	41/18	23	36	63.80	
2. Audra Craven	23/42	36	54	66.60	
3. Georgia McCormick	40/5	19	24	79.10	
4. Janet Anzalone	41/13	27	38	71.00	
5. Peggy Stitt	40/16	37	46	80.40	
6. Marlene Cooper	40/24	38	54	70.30	
7. Sheila Shepard	42/8	44	54	81.40	
8. Sheila Shepard	42/36	59	76	77.60	
		309	283	382	74.08

2. Sheila Shepard 6-2

Opponent	Score	Ringers	Shoes	%	
1. Georgia McCormick	44/1	25	34	73.50	
2. Janet Anzalone	43/1	23	30	76.60	
3. Audra Craven	40/14	35	46	76.00	
4. Carolyn F Slaughter	41/9	20	30	66.60	
5. Marlene Cooper	42/22	41	54	75.90	
6. Peggy Stitt	40/23	31	50	62.00	
7. Ruth Rife	8/42	33	54	61.10	
8. Ruth Rife	36/42	57	76	75.00	
		294	265	374	70.86

3. Marlene Cooper 4-3

Opponent	Score	Ringers	Shoes	%	
1. Audra Craven	43/6	26	32	81.20	
2. Carolyn F Slaughter	43/28	32	54	59.20	
3. Janet Anzalone	40/4	23	32	71.80	
4. Georgia McCormick	40/4	13	24	54.10	
5. Sheila Shepard	22/42	35	54	64.80	
6. Ruth Rife	24/40	33	54	61.10	
7. Peggy Stitt	13/41	12	32	37.50	
		225	174	282	61.70

4. Peggy Stitt 4-3

Opponent	Score	Ringers	Shoes	%	
1. Janet Anzalone	42/28	39	56	69.60	
2. Georgia McCormick	40/16	34	52	65.30	
3. Carolyn F Slaughter	26/41	26	50	52.00	
4. Audra Craven	40/35	37	62	59.60	
5. Ruth Rife	16/40	29	46	63.00	
6. Sheila Shepard	23/40	25	50	50.00	
7. Marlene Cooper	41/13	21	32	65.60	
		228	211	348	60.63

5. Audra Craven 4-3

	Opponent	Score	Ringers	Shoes	%
1.	Marlene Cooper	6/43	14	32	43.70
2.	Ruth Rife	42/23	42	54	77.70
3.	Sheila Shepard	14/40	27	46	58.70
4.	Peggy Stitt	35/40	32	62	51.60
5.	Georgia McCormick	44/0	12	22	54.50
6.	Carolyn F Slaughter	43/27	25	52	48.00
7.	Janet Anzalone	42/29	22	44	50.00
		226	174	312	55.77

6. Janet Anzalone 2-5

	Opponent	Score	Ringers	Shoes	%
1.	Peggy Stitt	28/42	33	56	58.90
2.	Sheila Shepard	1/43	10	30	33.30
3.	Marlene Cooper	4/40	12	32	37.50
4.	Ruth Rife	13/41	19	38	50.00
5.	Carolyn F Slaughter	40/29	34	58	58.60
6.	Georgia McCormick	42/5	27	38	71.00
7.	Audra Craven	29/42	18	44	40.90
		157	153	296	51.69

7. Carolyn F Slaughter 2-5


	Opponent	Score	Ringers	Shoes	%
1.	Ruth Rife	18/41	15	36	41.60
2.	Marlene Cooper	28/43	27	54	50.00
3.	Peggy Stitt	41/26	32	50	64.00
4.	Sheila Shepard	9/41	9	30	30.00
5.	Janet Anzalone	29/40	32	58	55.10
6.	Audra Craven	27/43	22	52	42.30
7.	Georgia McCormick	0/0	0	0	0.00
		152	137	280	48.93

8. Georgia McCormick 0-7

	Opponent	Score	Ringers	Shoes	%
1.	Sheila Shepard	1/44	12	34	35.20
2.	Peggy Stitt	16/40	26	52	50.00
3.	Ruth Rife	5/40	7	24	29.10
4.	Marlene Cooper	4/40	3	24	12.50
5.	Audra Craven	0/44	0	22	0.00
6.	Janet Anzalone	5/42	16	38	42.10
7.	Carolyn F Slaughter	0/0	0	0	0.00
		31	64	194	32.99

CADET'S CHAMPIONSHIP CLASS

2014 WORLD TOURNAMENT

Pos	Name	Qualifying Ave.	State	Win-Loss	Points	Ringers	Shoes	R%
1.	Ryan Schepers	53.06	MO	5-0	142	122	192	63.54
2.	Patrick McCarthy	48.61	WA	2.5-2.5	111	99	170	58.24
3.	Cale Matlock	53.06	OK	2.5-2.5	105	112	200	56.00
4.	Alex Francis	52.22	OH	2-3	111	106	196	54.08
5.	Kevin Kyle	46.94	CA	2-3	117	78	170	45.88
6.	Malcolm Clark	46.94	IA	1-4	66	72	164	43.90

1. Ryan Schepers 5-0

	Opponent	Score	Ringers	Shoes	%
1.	Kevin Kyle	32/18	17	34	50.00
2.	Malcolm Clark	32/11	26	38	68.40
3.	Alex Francis	21/18	27	40	67.50
4.	Patrick McCarthy	27/21	25	40	62.50
5.	Cale Matlock	30/8	27	40	67.50
		142	122	192	63.54

2. Patrick McCarthy 2.5-2.5

	Opponent	Score	Ringers	Shoes	%
1.	Alex Francis	22/16	24	40	60.00
2.	Cale Matlock	22/22	27	40	67.50
3.	Malcolm Clark	30/3	13	18	72.20
4.	Ryan Schepers	21/27	23	40	57.50
5.	Kevin Kyle	16/32	12	32	37.50
		111	99	170	58.24

3. Cale Matlock 2.5-2.5

	Opponent	Score	Ringers	Shoes	%
1.	Malcolm Clark	26/17	20	40	50.00
2.	Patrick McCarthy	22/22	28	40	70.00
3.	Kevin Kyle	29/23	22	40	55.00
4.	Alex Francis	20/21	22	40	55.00
5.	Ryan Schepers	8/30	20	40	50.00
		105	112	200	56.00

4. Alex Francis 2-3

	Opponent	Score	Ringers	Shoes	%
1.	Patrick McCarthy	16/22	21	40	52.50
2.	Kevin Kyle	30/13	16	36	44.40
3.	Ryan Schepers	18/21	26	40	65.00
4.	Cale Matlock	21/20	22	40	55.00
5.	Malcolm Clark	26/27	21	40	52.50
		111	106	196	54.08

5. Kevin Kyle 2-3					
	Opponent	Score	Ringers	Shoes	%
1.	Ryan Schepers	18/32	14	34	41.10
2.	Alex Francis	13/30	13	36	36.10
3.	Cale Matlock	23/29	19	40	47.50
4.	Malcolm Clark	31/8	16	28	57.10
5.	Patrick McCarthy	32/16	16	32	50.00
		117	78	170	45.88

6. Malcolm Clark 1-4					
	Opponent	Score	Ringers	Shoes	%
1.	Cale Matlock	17/26	18	40	45.00
2.	Ryan Schepers	11/32	19	38	50.00
3.	Patrick McCarthy	3/30	4	18	22.20
4.	Kevin Kyle	8/31	8	28	28.50
5.	Alex Francis	27/26	23	40	57.50
		66	72	164	43.90

Cadets A						
		State	Win-Loss	Ringers	Shoes	R%
1.	Ryan Schepers	MO	8-1	191	360	53.06
2.	Cale Matlock	OK	7-2	191	360	53.06
3.	Malcolm Clark	IA	7-2	169	360	46.94
4.	Patrick McCarthy	WA	5-4	175	360	48.61
5.	Kevin Kyle	CA	5-4	169	360	46.94
6.	Alex Francis	OH	4.5-4.5	188	360	52.22
7.	Noah Gabel	ND	4.5-4.5	154	360	42.78
8.	Lane Matlock	OK	3-6	124	360	34.44
9.	Seth Onan	KY	1-8	135	360	37.50
10.	Michael Littell	MN	0-9	75	360	20.83


Cadets B						
		State	Win-Loss	Ringers	Shoes	R%
1.	Aaron Hanes	PA	9-0	100	360	27.78
2.	Logan Ross	OK	8-1	115	360	31.94
3.	Mason Schwab	NY	7-2	74	360	20.56
4.	Mackenzie Bowles	OH	5-4	40	360	11.11
5.	Dillon Kyle	CA	5-4	29	360	8.06
6.	Hadden Fuller	KY	4-5	29	360	8.06
7.	Audrey Caravello	KS	3-6	36	360	10.00
8.	Warren James Highley	MO	3-6	35	360	9.72
9.	Eliza Goers	IL	1-8	13	360	3.61
10.	James Webb	KY	0-9	7	360	1.94



CADET'S DIVISION

JUNIOR BOY'S CHAMPIONSHIP CLASS 2014 WORLD TOURNAMENT

Pos	Name	Qualifying		Win-Loss	Points	Ringers	Shoes	R%
		Av.	State					
1.	Hayden Lee	71.39	CA	8-1	362	410	534	76.78
2.	Brandon Pearl	69.75	NH	6-2	320	308	402	76.62
3.	Ben Webb	73.75	KY	6-2	281	308	444	69.37
4.	Dalton Rakestraw	68.33	IL	3-4	215	207	312	66.35
5.	Tyler Howard	64.72	KY	2-5	215	263	398	66.08
6.	Travis Sluys	67.78	CA	2-5	179	227	366	62.02
7.	Gunnar David	63.06	WI	2-5	162	211	362	58.29
8.	Dayton C Campbell	65.83	OH	1-6	154	205	358	57.26



1. Hayden Lee 8-1						
	Opponent	Score	Ringers	Shoes	%	
1.	Tyler Howard	42/29	52	68	76.40	
2.	Travis Sluys	45/16	38	48	79.10	
3.	Dayton C Campbell	42/37	47	64	73.40	
4.	Gunnar David	41/21	37	50	74.00	
5.	Brandon Pearl	23/40	50	70	71.40	
6.	Dalton Rakestraw	45/16	42	52	80.70	
7.	Ben Webb	42/12	44	52	84.60	
8.	Ben Webb	40/19	44	58	75.80	
9.	Brandon Pearl	42/39	56	72	77.70	
			362	410	534	76.78

3. Ben Webb 6-2						
	Opponent	Score	Ringers	Shoes	%	
1.	Gunnar David	42/24	44	56	78.50	
2.	Dayton C Campbell	42/22	47	70	67.10	
3.	Tyler Howard	41/29	42	62	67.70	
4.	Travis Sluys	40/13	31	42	73.80	
5.	Dalton Rakestraw	41/22	39	54	72.20	
6.	Brandon Pearl	44/36	35	50	70.00	
7.	Hayden Lee	12/42	33	52	63.40	
8.	Hayden Lee	19/40	37	58	63.70	
			281	308	444	69.37

5. Tyler Howard 2-5						
	Opponent	Score	Ringers	Shoes	%	
1.	Hayden Lee	29/42	48	68	70.50	
2.	Dalton Rakestraw	16/40	25	42	59.50	
3.	Ben Webb	29/41	39	62	62.90	
4.	Brandon Pearl	20/40	43	62	69.30	
5.	Dayton C Campbell	42/24	34	50	68.00	
6.	Travis Sluys	42/27	34	48	70.80	
7.	Gunnar David	37/40	40	66	60.60	
			215	263	398	66.08

7. Gunnar David 2-5						
	Opponent	Score	Ringers	Shoes	%	
1.	Ben Webb	24/42	39	56	69.60	
2.	Brandon Pearl	4/41	19	36	52.70	
3.	Dalton Rakestraw	15/40	17	34	50.00	
4.	Hayden Lee	21/41	30	50	60.00	
5.	Travis Sluys	45/30	42	68	61.70	
6.	Dayton C Campbell	13/40	25	52	48.00	
7.	Tyler Howard	40/37	39	66	59.00	
			162	211	362	58.29

2. Brandon Pearl 6-2						
	Opponent	Score	Ringers	Shoes	%	
1.	Dayton C Campbell	40/7	22	26	84.60	
2.	Gunnar David	41/4	31	36	86.10	
3.	Travis Sluys	41/9	38	44	86.30	
4.	Tyler Howard	40/20	49	62	79.00	
5.	Hayden Lee	40/23	55	70	78.50	
6.	Ben Webb	36/44	33	50	66.00	
7.	Dalton Rakestraw	43/25	26	42	61.90	
8.	Hayden Lee	39/42	54	72	75.00	
			320	308	402	76.62

4. Dalton Rakestraw 3-4						
	Opponent	Score	Ringers	Shoes	%	
1.	Travis Sluys	31/42	36	54	66.60	
2.	Tyler Howard	40/16	33	42	78.50	
3.	Gunnar David	40/15	25	34	73.50	
4.	Dayton C Campbell	41/10	27	34	79.40	
5.	Ben Webb	22/41	34	54	62.90	
6.	Hayden Lee	16/45	31	52	59.60	
7.	Brandon Pearl	25/43	21	42	50.00	
			215	207	312	66.35

6. Travis Sluys 2-5						
	Opponent	Score	Ringers	Shoes	%	
1.	Dalton Rakestraw	42/31	39	54	72.20	
2.	Hayden Lee	16/45	29	48	60.40	
3.	Brandon Pearl	9/41	28	44	63.60	
4.	Ben Webb	13/40	23	42	54.70	
5.	Gunnar David	30/45	38	68	55.80	
6.	Tyler Howard	27/42	30	48	62.50	
7.	Dayton C Campbell	42/14	40	62	64.50	
			179	227	366	62.02

8. Dayton C Campbell 1-6						
	Opponent	Score	Ringers	Shoes	%	
1.	Brandon Pearl	7/40	11	26	42.30	
2.	Ben Webb	22/42	41	70	58.50	
3.	Hayden Lee	37/42	46	64	71.80	
4.	Dalton Rakestraw	10/41	17	34	50.00	
5.	Tyler Howard	24/42	27	50	54.00	
6.	Gunnar David	40/13	34	52	65.30	
7.	Travis Sluys	14/42	29	62	46.70	
			154	205	358	57.26

JUNIOR GIRL'S CHAMPIONSHIP CLASS

2014 WORLD TOURNAMENT



Pos	Name	Qualifying			Ringers	Shoes	R%
		Av.	State	Win-Loss/Points			
1.	Lindsay Hodgins	55.00	BC	4-1 196	114	212	53.77
2.	Heather Feavel	46.67	WI	3-2 177	119	264	45.08
3.	Destinnie Wilke	39.72	VT	3-2 163	110	256	42.97
4.	Kaitlyn Pond	53.06	ON	2-3 187	130	264	49.24
5.	Savanna Johnson	40.56	MO	2-3 159	125	264	47.35
6.	Denise Daly	43.89	IL	1-4 132	92	232	39.66

1. Lindsay Hodgins 4-1

	Opponent	Score	Ringers	Shoes	%
1.	Destinnie Wilke	40/14	18	34	52.90
2.	Savanna Johnson	40/18	27	42	64.20
3.	Heather Feavel	42/25	26	50	52.00
4.	Denise Daly	43/12	17	26	65.30
5.	Kaitlyn Pond	31/45	26	60	43.30
		196	114	212	53.77

3. Destinnie Wilke 3-2

	Opponent	Score	Ringers	Shoes	%
1.	Lindsay Hodgins	14/40	10	34	29.40
2.	Heather Feavel	40/25	23	50	46.00
3.	Kaitlyn Pond	28/41	19	54	35.10
4.	Savanna Johnson	40/31	34	66	51.50
5.	Denise Daly	41/20	24	52	46.10
		163	110	256	42.97

5. Savanna Johnson 2-3

	Opponent	Score	Ringers	Shoes	%
1.	Kaitlyn Pond	41/32	27	44	61.30
2.	Lindsay Hodgins	18/40	21	42	50.00
3.	Denise Daly	42/27	23	56	41.00
4.	Destinnie Wilke	31/40	32	66	48.40
5.	Heather Feavel	27/42	22	56	39.20
		159	125	264	47.35

2. Heather Feavel 3-2

	Opponent	Score	Ringers	Shoes	%
1.	Denise Daly	45/32	27	50	54.00
2.	Destinnie Wilke	25/40	19	50	38.00
3.	Lindsay Hodgins	25/42	22	50	44.00
4.	Kaitlyn Pond	40/39	25	58	43.10
5.	Savanna Johnson	42/27	26	56	46.40
		177	119	264	45.08

4. Kaitlyn Pond 2-3



	Opponent	Score	Ringers	Shoes	%
1.	Savanna Johnson	32/41	24	44	54.50
2.	Denise Daly	30/41	23	48	47.90
3.	Destinnie Wilke	41/28	27	54	50.00
4.	Heather Feavel	39/40	25	58	43.10
5.	Lindsay Hodgins	45/31	31	60	51.60
		187	130	264	49.24

6. Denise Daly 1-4

	Opponent	Score	Ringers	Shoes	%
1.	Heather Feavel	32/45	24	50	48.00
2.	Kaitlyn Pond	41/30	25	48	52.00
3.	Savanna Johnson	27/42	20	56	35.70
4.	Lindsay Hodgins	12/43	6	26	23.00
5.	Destinnie Wilke	20/41	17	52	32.60
		132	92	232	39.66




Juniors A		State	Win-Loss	Ringers	Shoes	R%
1.	Brandon Pearl	NH	8-2	279	400	69.75
2.	Ben Webb	KY	7-3	295	400	73.75
3.	Dalton Rakestraw	IL	6-3	246	360	68.33
4.	Gunnar David	WI	6-3	227	360	63.06
5.	Hayden Lee	CA	5-4	257	360	71.39
6.	Travis Sluys	CA	5-4	244	360	67.78
7.	Tyler Howard	KY	4-5	233	360	64.72
8.	Dayton C Campbell	OH	3-6	237	360	65.83
9.	Lindsay Hodgins	BC	2-7	198	360	55.00
10.	Kaitlyn Pond	ON	0-9	191	360	53.06

Juniors B		State	Win-Loss	Ringers	Shoes	R%
1.	Blaiz Berndt	MI	9-0	211	360	58.61
2.	Heather Feavel	WI	7-2	168	360	46.67
3.	Jacob Fortune Jr	OK	7-2	150	360	41.67
4.	Andrew Sherwood	CT	5-4	166	360	46.11
5.	Denise Daly	IL	5-4	158	360	43.89
6.	Destinnie Wilke	VT	5-4	143	360	39.72
7.	Lucas Mast	PA	4-5	126	360	35.00
8.	Asa Mast	PA	2-7	138	360	38.33
9.	Justin Luyt	ON	1-8	63	360	17.50
10.	Randy Jackson	OK	0-9	90	360	25.00



JUNIOR DIVISION

JUNIOR DIVISION



Juniors C		State	Win-Loss	Ringers	Shoes	R%
1.	D.J. Mullis	GA	8.5-0.5	142	360	39.44
2.	Calvin Ayers	AR	6-3	146	360	40.56
3.	Kyle Luyt	ON	6-3	131	360	36.39
4.	Savanna Johnson	MO	5-4	146	360	40.56
5.	Emily Hatrick	PA	4.5-4.5	112	360	31.11
6.	Stacey Pond	ON	4-5	114	360	31.67
7.	C J Burkett	PA	4-5	113	360	31.39
8.	Michael Burns	MI	3-6	131	360	36.39
9.	Nicalus Mathis	AL	3-6	96	360	26.67
10.	Christina Heinritz	WI	1-8	113	360	31.39

Juniors D		State	Win-Loss	Ringers	Shoes	R%
1.	Mike Marshall	ON	8-2	141	400	35.25
2.	Heather Selleck	VT	7-3	148	400	37.00
3.	Cameron Edwards	PA	6-3	118	360	32.78
4.	Courtney Lampkin	KY	6-3	107	360	29.72
5.	Shayla Wallin	WI	5-4	91	360	25.28
6.	Michael Harte	WV	4.5-4.5	114	360	31.67
7.	Tyler James McCown	MO	3.5-5.5	112	360	31.11
8.	Jordan Cox	MI	3-6	110	360	30.56
9.	Cassidy Edwards	PA	2-7	96	360	26.67
10.	Zach Hankins	KY	1-8	74	360	20.56

Juniors E		State	Win-Loss	Ringers	Shoes	R%
1.	Michael McCarthy	WA	9-0	117	360	32.50
2.	Jacob Cox	MI	8-1	75	360	20.83
3.	Cameron Gabel	ND	7-2	90	360	25.00
4.	Gavin Paul Barteau	NY	6-3	66	360	18.33
5.	Nicholas Arnold	ON	5-4	65	360	18.06
6.	Chris Burkett	PA	3-6	65	360	18.06
7.	Wyatt Guyette	NH	3-6	50	360	13.89
8.	Bryce Turner	KS	2-7	53	360	14.72
9.	Bo Mullis	GA	2-7	50	360	13.89
10.	Nathan Cooley	NY	0-9	17	360	4.72

Juniors F		State	Win-Loss	Ringers	Shoes	R%
1.	Damon Beatty	OK	6.5-0.5	44	280	15.71
2.	Tyler Doctor	NY	6-1	46	280	16.43
3.	Toby Craven	TX	5-2	55	280	19.64
4.	Mia Craven	TX	4.5-2.5	47	280	16.79
5.	Lexi Taylor	OK	3-4	33	280	11.79
6.	Adrianna Goers	IL	2-5	33	280	11.79
7.	Leland Fuller	KY	1-6	35	280	12.50
8.	Olivia Guyette	NH	0-7	25	280	8.93

Juniors G		State	Win-Loss	Ringers	Shoes	R%
1.	Seth Doctor	NY	9-0	38	360	10.56
2.	Dorian Hanson	MI	7-2	29	360	8.06
3.	Allison Goers	IL	6-3	25	360	6.94
4.	Nickel Craven	MO	5-4	24	360	6.67
5.	Colhyn Turner	KS	5-4	14	360	3.89
6.	Trevor White	KS	4-5	17	360	4.72
7.	Karla Lewis	WA	3.5-5.5	19	360	5.28
8.	Merissa Caravello	KS	3-6	12	360	3.33
9.	Sophie Craven	MO	2.5-6.5	15	360	4.17

NHPA NEWSLINE

VOL. 26, NO.5

Subscription Office

3085 76th St., Franksville, WI 53126

CHANGE SERVICE REQUESTED

PRESORTED
STANDARD
US POSTAGE PAID
LANSING, MI
PERMIT NO 933

All the equipment you need . . .



HORSESHOES
PAIRS OR SETS

SCOREPADS • ROUND ROBIN
CARDS • JUDGING TOOLS • GAUGES •
PERCENTAGE BOOKS • CAPS • TOWELS • CARRYING CASES • WINDBREAKERS • SWEATSHIRTS • TEE SHIRTS • AND MORE!

Support Your National Horseshoe Pitchers Association.

Contact a Distributor near you for the products shown in this ad and many other Game Related Items.

7) RON & POLLY'S HORSESHOE
PITCHING SUPPLIES
Ron & Polly Murphy
PO Box 221, Oakwood, TX 75855
Office: (903) 536-2626
horseshoes.4you@yahoo.com
www.horseshoes4U.com

8) ROBERT BEST
#5 Liberty ST
Camden, NY 13316
(315) 245-5879
usedshoes@iswmnetwork.com
www.nyshpa.org/gamerelateditems

9) WALLY SHIPLEY
HORSESHOE OUTLET
Managed by Hal Griswold
32612 Balearic RD
Dana Point, CA 92629
(949) 496-0577
setibird@yahoo.com
www.wallyshipleyhorseshoeoutlet.com

10) FRED MOREL
PO Box 231
207 E. Walnut ST
Millington, IL 60537
(815) 695-5565
3rgs9@att.net

2013 TOP 10 GAME RELATED SALES DISTRIBUTORS

1) HORSESHOES &
RELATED ITEMS
Herb & Judie Heesch
12591 SE 137 Court
Dunnellon, FL 34431-8343
(352) 489-5954
horseshoer39@aol.com
www.horseshoesandrelateditems.com

2) DENNIS' HORESHOES
Dennis Ohms
777 W Midvalley RD
Cedar City, UT 84720
(866) 586-9353
ohms@netutah.com
www.dennishorseshoes.com

3) QUAIL RIDGE GAME
RELATED SALES
Rose & Bob Diekamp
100 Bluestem Way
Wentzville, MO 63385-3799
(636) 327-5270
QRHCsales@quailridgesales.com
www.quailridgesales.com

4) LUCKY SHOE PRO SHOP
Boyd & Jean Stonerock
27195 CR 358
Lawton, MI 49065
(269) 501-0146
luckshoe@juno.com
www.luckshoeproshop.com

5) KIMMY'S SHOE SHOP
Kim Stockli
109 Lamont CT
Vallejo, CA 94591
kimmyhorseshoes@sbcglobal.net
www.kimmyhorseshoesshop.com

6) MIKE'S HORSESHOES
Mike Littell
4363 Shoreline DR
Spring Park, MN 55384
(612) 327-6350
Mikeshorseshoes@yahoo.com
www.mikeshorseshoes.com

10) FRED MOREL
PO Box 231
207 E. Walnut ST
Millington, IL 60537
(815) 695-5565
3rgs9@att.net